Agricultural Tyres

TECHNICAL DATABOOK 12TH EDITION

Mitas

Introduction

The extensive technical data and other information relating to tyres and accessories on the following pages has been compiled to reflect as accurately and completely as possible the current state of development. Due to changes in our product range the tyre sizes given in this guide are not always identical to our available range.

For further information please contact us:

MITAS a.s.
Švehlova 1900, 106 25 Prague 10, Czech Republic

For more information, including addresses of our sales organisations, please visit **www.mitas-tyres.com**.

Edition 2012–2013

Contents

PATTERNS, MARKINGS AND DEFINITIONS

List of tread patterns ... 4
List of tyre sizes ... 6
Tyre size marking ... 8
Speed symbols and conversion tables ... 9
Tyre sidewall marking and structures ... 10
Load index ... 11

TRACTOR RADIAL TYRES

RD Tractor Radial Drive ... 12
RD-03 – 65 series ... 12
RD-02 – 70 series ... 18
RD-70 – 70 series ... 18
RD-01 – 85 series ... 19
RD-05 – 85 series ... 19
AC AC 85, AC 90 – Row Crop NEW ... 30

IMPLEMENT RADIAL TYRES

AR Agriterra 02 & 03 NEW ... 40
AR-01 & 02 ... 41

TRACTOR DIAGONAL TYRES

AF Tractor Agro Forestry NEW ... 46
TD Tractor Drive (diagonal) ... 50

IMPLEMENT DIAGONAL TYRES

IM Implement Non Traction ... 64
TR Implement Traction ... 74

OTHER TYRES

TS Tractor Small ... 84
TF Tractor Front ... 92
B Bantam ... 100

USE AND MAINTENANCE

US Tread pattern marking ... 102
Use and Maintenance ... 103
Fitting and removal instructions ... 104
Water ballasting of tractor tyres ... 105
Rim specification ... 106
Terms and shortcuts used in this catalogue ... 108
CGS holding ... 110

List of tread patterns

RD-01 19
RD-02 18
RD-03 12 
RD-05 19
RD-70 18 

AC 85 30
AC 90 30
AR-01 41
AR-02 41
Agriterra 02 40

Agriterra 03 40
AF-01 46
TL-01 46
TD-01 50
TD-02 50

TD-05 51
TD-13 51 
TD-17 51
TD-19 51 
IM-01 64

IM-02 (TO 2) 64
IM-03 64
IM-04 65
IM-06 65
IM-07 65

IM-08 65
IM-09 65
IM-10 65
TR-01 74
TR-03 74

TR-04 74 
TR-05 74 
TR-06 74 
TR-07 74
TR-08 75

TR-09 75
TR-10 75
TR-11 75
TR-12 75
TS-01 84

TS-02 84
TS-03 84
TS-04 85
TS-05 85
TS-06 85

TS-07 85
TF-01 92
TF-03 92
TF-04 92
TF-05 92

TF-06 92
IM-05 64
B 1 100
B 2 100
B 5 100

B 6 100

Legend:

TRACTOR RADIAL TYRES Page 12
IMPLEMENT RADIAL TYRES Page 40
TRACTOR DIAGONAL TYRES Page 46
IMPLEMENT DIAGONAL TYRES Page 64
OTHER TYRES Page 84

List of tyre sizes

Size (inch)	Tyre size	Alternative tyre size	Tread pattern	Page
TRACTOR RADIAL				
24″	280/85 R 24	(11.2 R 24)	RD-01	24
	320/70 R 24		RD-70	22
	320/85 R 24	(12.4 R 24)	RD-01	24
	340/85 R 24	(13.6 R 24)	RD-01	24
	380/70 R 24		RD-02	20
	380/85 R 24	(14.9 R 24)	RD-01	24
	420/65 R 24		RD-03	14
	420/70 R 24		RD-70	22
	420/85 R 24	(16.9 R 24)	RD-01	24
	440/65 R 24		RD-03	14
	480/65 R 24		RD-03	14
	540/65 R 24		RD-03	14
28″	280/85 R 28	(11.2 R 28)	RD-01	24
	320/85 R 28	(12.4 R 28)	RD-01	24
	340/85 R 28	(13.6 R 28)	RD-01	24
	380/70 R 28		RD-02	20
	380/85 R 28	(14.9 R 28)	RD-01	24
	420/70 R 28		RD-02	20
	420/85 R 28	(16.9 R 28)	RD-01	24
	420/85 R 28	(16.9 R 28)	RD-05	28
	440/65 R 28		RD-03	14
	480/65 R 28		RD-03	14
	480/70 R 28		RD-02	20
	540/65 R 28		RD-03	14
	600/65 R 28		RD-03	14
30″	380/85 R 30	(14.9 R 30)	RD-01	24
	380/85 R 30	(14.9 R 30)	RD-05	28
	420/85 R 30	(16.9 R 30)	RD-01	26
	460/85 R 30	(18.4 R 30)	RD-01	26
	480/70 R 30		RD-02	20
	540/65 R 30		RD-03	16
32″	320/85 R 32	(12.4 R 32)	RD-01	26
34″	420/85 R 34	(16.9 R 34)	RD-01	26
	420/85 R 34	(16.9 R 34)	RD-05	28
	460/85 R 34	(18.4 R 34)	RD-01	26
	480/70 R 34		RD-02	20
	520/70 R 34		RD-70	22
	540/65 R 34		RD-03	16
	600/65 R 34		RD-03	16
36″	340/85 R 36	(13.6 R 36)	RD-01	26
38″	340/85 R 38	(13.6 R 38)	RD-01	26
	380/80 R 38		RD-05	28
	420/85 R 38	(16.9 R 38)	RD-01	26
	460/85 R 38	(18.4 R 38)	RD-01	26
	480/70 R 38		RD-02	20
	520/70 R 38		RD-02	20
	520/85 R 38	(20.8 R 38)	RD-01	26

Size (inch)	Tyre size	Alternative tyre size	Tread pattern	Page
38″	540/65 R 38		RD-03	16
	580/70 R 38		RD-70	22
	600/65 R 38		RD-03	16
	650/65 R 38		RD-03	16
	710/70 R 38		RD-03	16
42″	480/80 R 42		RD-05	28
	520/85 R 42	(20.8 R 42)	RD-01	26
	650/65 R 42		RD-03	16
46″	480/80 R 46		RD-05	28
50″	380/90 R 50		RD-05	28
	480/80 R 50		RD-05	28
ROW CROP				
32″	270/80 R 32		AC 90	32
	270/95 R 32		AC 85	32
	320/85 R 32		AC 85	32
	320/90 R 32		AC 85	32
34″	320/85 R 34		AC 85	32
36″	270/80 R 36		AC 90	32
38″	340/85 R 38		AC 85	32
42″	300/85 R 42		AC 90	34
	300/95 R 42		AC 90	34
46″	300/95 R 46		AC 85	34
	380/90 R 46		AC 85	34
48″	270/95 R 48		AC 90	34
	340/85 R 48		AC 85	34
50″	320/90 R 50		AC 85	36
	380/90 R 50		AC 85	36
54″	320/90 R 54		AC 85	36
IMPLEMENT RADIAL				
22.5″	385/65 R 22.5	(15 R 22.5)	AR-01	44
	445/65 R 22.5	(18 R 22.5)	AR-01	44
	560/60 R 22.5		AR-02	42
26.5″	600/55 R 26.5		Agriterra 02	42
	710/50 R 26.5		Agriterra 02	42
30.5″	650/65 R 30.5		Agriterra 03	42
TRACTOR AGRO FORESTRY				
24″	380/85–24	(14.9–24)	AF-01	48
28″	380/85–28	(14.9–28)	AF-01	48
30″	16.9–30		TL-01	48
34″	420/85–34	(16.9–34)	AF-01	48
	460/85–34	(18.4–34)	AF-01	48

Size (inch)	Tyre size	Tread pattern	Page
TRACTOR DRIVE (DIAGONAL)			
20″	8.3–20	TD-13	52
24″	8.3–24	TD-02	52
	9.5–24	TD-02	52
	11.2–24	TD-02	52
	11.2–24	TD-19	52
	12.4–24	TD-02	52
	12.4–24	TD-19	52
	14.9–24	TD-02	52
	14.9–24	TD-19	54
	16.9–24	TD-02	54
	16.9–24	TD-13	54
26″	18.4–26	TD-19	54
	23.1–26	TD-01	54
28″	11.2–28	TD-02	54
	12.4–28	TD-02	54
	12.4–28	TD-19	54
	13.6–28	TD-19	54
	14.9–28	TD-19	56
	16.9–28	TD-02	56
	16.9–28	TD-13	56
30″	16.9–30	TD-13	56
	16.9–30	TD-17	56
	18.4–30	TD-02	56
	18.4–30	TD-13	56
32″	9.5–32	TD-13	56
	12.4–32	TD-13	58
34″	16.9–34	TD-02	58
	16.9–34	TD-17	58
	18.4–34	TD-02	58
	18.4–34	TD-19	58
36″	12.4–36	TD-13	58
	13.6–36	TD-13	58
38″	12.4–38	TD-17	60
	13.6–38	TD-02	60
	13.6–38	TD-13	60
	14.9–38	TD-05	60
	15.5–38	TD-05	60
	16.9–38	TD-13	60
	18.4–38	TD-19	60
IMPLEMENT DIAGONAL			
10″	4.00–10	IM-06	66
	10.0/80–12	IM-04	66
	10.0/80–12	IM-08	66
14.5″	200/60–14.5	IM-10	66
15″	31×15.50–15	TR-06	76
	31×15.50–15	TR-07	76
15.3″	10.0/75–15.3	IM-04	66

Size (inch)	Tyre size	Tread pattern	Page
15.3″	10.0/75–15.3	TR-03	76
	10.0/75–15.3	TR-04	76
	11.5/80–15.3	IM-04	68
	11.5/80–15.3	TR-03	76
	12.5/80–15.3	IM-04	68
15.5″	400/60–15.5	IM-07	68
	400/60–15.5	TR-08	78
16″	6.00–16	TD-13	90
	7.50–16	TD-13	90
	10.50–16	IM-01	68
17″	15.0/55–17	IM-04	68
	15.0/55–17	TR-01	78
	19.0/45–17	IM-04	68
	500/50–17	IM-07	70
17.5″	14–17.5	TR-10	78
18″	12.0/75–18	TR-03	78
	12.0/75–18	TR-11	78
	12.5/80–18	TR-09	78
	12.5/80–18	IM-03	70
	12.5/80–18	IM-04	70
	13.0/65–18	IM-04	70
	13.00–18	IM-02	70
	13.00–18	TO 2	70
	14.5/80–18	IM-03	72
	14.5/80–18	TR-05	78
	16.0/70–20	TR-09	80
	400/70–20	TR-01	80
22.5″	500/60–22.5	IM-09	72
	500/60–22.5	TR-08	80
	500/60–22.5	TR-12	80
	550/60–22.5	IM-09	72
	550/60–22.5	TR-08	80
	550/60–22.5	IM-09	70
	600/40–22.5	TR-12	80
	600/50–22.5	TR-08	82
24″	15.5/80–24	TR-01	82
	17.5L–24	TR-01	82
TRACTOR SMALL			
8″	4.00–8	TS-01	86
10″	4.0–10	TS-03	86
	5.0–10	TS-03	86
12″	5.00–12	TS-02	86
	6.5/80–12	TS-06	86
14″	6.5/75–14	TS-02	86
15″	5.00–15	TS-06	86
	6.5/80–15	TS-06	88
15″	690×180–15	TS-07	88
15.3″	10.0/75–15.3	TS-05	88

Size (inch)	Tyre size	Tread pattern	Page
	11.5/80–15.3	TS-05	88
16″	6.00–16	TS-04	88
	7.50–16	TS-04	90
20″	7.50–20	TS-04	90
	7.50–20	TD-13	90
	8.3–20	TD-13	90
TRACTOR FRONT			
16″	6.00–16	TF-01	94
	6.00–16	TF-03	94
	6.00–16	TF-06	94
	6.50–16	TF-03	94
	6.50–16	TF-05	94
	7.50–16	TF-01	94
	7.50–16	TF-03	94
	7.50–16	TF-05	96
	9.00–16	TF-03	96
	10.00–16	TF-03	96
	11L–16	IM-05	96
18″	6.00–18	TF-03	96
	6.00–18	TF-04	96
20″	6.50–20	TF-03	96
	6.50–20	TF-04	98
	6.50–20	TF-05	98
	7.50–20	TF-01	98
	7.50–20	TF-03	98
	7.50–20	TF-05	98
BANTAM			
4″	12×4	B 1	100
8″	16×4	B 2	100
	16×4	B 5	100
	3.50–8	B 6	100

Tyre size marking

340/85 R 24	
340	Nominal section width (in mm)
85	Aspect ratio H/SW (in %)
R	Radial construction
24	Nominal rim diameter (in inches)

15.0/55–17	
15.0	Nominal section width (in inches)
55	Aspect ratio H/SW (in %)
–	Cross-ply construction
17	Nominal rim diameter (in inches)

31×15.50–15	
31	Overall diameter (in inches)
15.50	Nominal section width (in inches)
–	Cross-ply construction
15	Nominal rim diameter (in inches)

17.5 L–24	
17.5	Nominal section width (in inches)
L	Reduced aspect ratio
–	Cross-ply construction
24	Nominal rim diameter (in inches)

7.50–20	
7.50	Nominal section width (in inches)
–	Cross-ply construction
20	Nominal rim diameter (in inches)

16×4	
16	Overall diameter (in inches)
4	Nominal section width (in inches)

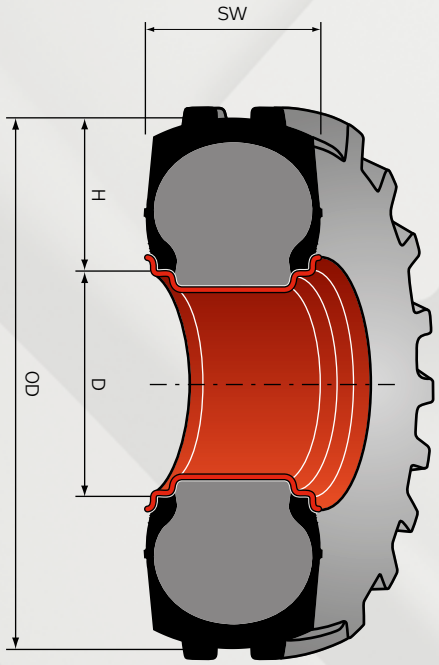

SW Section width
OD Overall diameter
H Section height
D Rim diameter

Speed symbols and conversion tables

Speed category

Speed symbol	A1	A2	A3	A4	A5	A6	A7	A8	B	D	F	J	K
Speed (km/h)	5	10	15	20	25	30	35	40	50	65	80	100	110

Pressure units conversion table

bar	1.0	1.5	2.0	2.5	3.0	3.5	4.0	4.5	5.0	5.5
kPa	100	150	200	250	300	350	400	450	500	550
p.s.i.	15	22	29	36	44	51	58	65	73	80

bar	6.0	6.5	7.0	7.5	8.0	8.5	9.0	9.5	10.0	10.5
kPa	600	650	700	750	800	850	900	950	1 000	1 050
p.s.i.	87	94	102	109	116	123	131	138	145	152

Units conversion table

Length
1 milimeter (mm) = 0.3937″
1 inch (″) = 25.4 mm = 0.0254 m
1 meter (m) = 3.281 ft
1 foot (ft) = 0.3048 m
1 kilometer (km) = 0.6214 mile
1 mile = 1609 m = 1.609 km

Mass
1 pound (lb) = 0.4536 kg
1 kilogram (kg) = 2.205 lb

Volume
1 litre (l) = 0.21 gall
1 imperial gallon (imp.gal) = 4.55 l

Pressure
1 p.s.i. (lb/in^2) = 6.895 kPa
1 kg/cm^2 = 98.066 kPa
1 bar = 100 kPa

Tyre sidewall marking

Sign	Meaning
MITAS	Trademark of producer
480/65 R 28	Tyre size marking
RD-03	Tread Pattern code
136	Load index (LI 136 = 2 240 kg)
D	Speed symbol (D = 65 km/h)
139	Load index (LI 139 = 2 430 kg)
A8	Speed symbol (A8 = 40 km/h)
TUBELESS	Tubeless tyre
	Direction of rotation
R-1	US tread profile marking

Tyre structure



- Tread Pattern
- Breaker Cord
- Inner Liner
- Carcass Cord
- Sidewall
- Apex
- Bead Wire

BIAS (DIAGONAL, CROSS-PLY) TYRE

A pneumatic tyre in which the ply cords extend to the beads and are laid substantially at alternate angles less than 90º to the centre-line of the tread.

RADIAL PLY TYRE

A pneumatic tyre in which the ply cords extend to the beads and are laid substantially at 90º to the centre-line of the tread, the carcass being stabilised by an essentially inextensible circumferential belt.

Load index

LI	kg	LI	kg	LI	kg	LI	kg
30	106	67	307	104	900	141	2 575
31	109	68	315	105	925	142	2 650
32	112	69	325	106	950	143	2 725
33	115	70	335	107	975	144	2 800
34	118	71	345	108	1 000	145	2 900
35	121	72	355	109	1 030	146	3 000
36	125	73	365	110	1 060	147	3 075
37	128	74	375	111	1 090	148	3 150
38	132	75	387	112	1 120	149	3 250
39	136	76	400	113	1 150	150	3 350
40	140	77	412	114	1 180	151	3 450
41	145	78	425	115	1 215	152	3 550
42	150	79	437	116	1 250	153	3 650
43	155	80	450	117	1 285	154	3 750
44	160	81	462	118	1 320	155	3 875
45	165	82	475	119	1 360	156	4 000
46	170	83	487	120	1 400	157	4 125
47	175	84	500	121	1 450	158	4 250
48	180	85	515	122	1 500	159	4 375
49	185	86	530	123	1 550	160	4 500
50	190	87	545	124	1 600	161	4 625
51	195	88	560	125	1 650	162	4 750
52	200	89	580	126	1 700	163	4 875
53	206	90	600	127	1 750	164	5 000
54	212	91	615	128	1 800	165	5 150
55	218	92	630	129	1 850	166	5 300
56	224	93	650	130	1 900	167	5 450
57	230	94	670	131	1 950	168	5 600
58	236	95	690	132	2 000	169	5 800
59	243	96	710	133	2 060	170	6 000
60	250	97	730	134	2 120	171	6 150
61	257	98	750	135	2 180	172	6 300
62	265	99	775	136	2 240	173	6 500
63	272	100	800	137	2 300	174	6 700
64	280	101	825	138	2 360	175	6 900
65	290	102	850	139	2 430	176	7 100
66	300	103	875	140	2 500		

kW 22 44 66 88 110 132 162 191 >220
hp 30 60 90 120 150 180 220 260 >300

RD-03 – New generation of tractor tyre
for gentle ground handling and higher load capacity

- **Reduced soil compaction** thanks to large ground contact area and optimal pressure distribution
- **Up to 40% higher tension force** compared with standard tyres
- **High load capacity** due to the wide design and the large volume of air
- **Outstanding grip and tractive force** ensure less slip and much lower fuel consuption
- **Maximum speed of 65 km/h** on roads, with high driving comfort and easy handling

RD-03

TRACTION	
SOIL PROTECTION	
HANDLING ON ROAD	
COST EFFICIENCY	
LOAD CAPACITY	

RD-03 65 series vs. standard 85 tyres

Thanks to their much larger ground contact area and optimal pressure distribution, the new-generation 65 tyres cause significantly less ground compression even when heavy equipment is used, ensuring that any damage to plant roots is minimal.

Ground contact patch

Standard: 520/85 R 38; 1.2 bar; 3 400 kg
RD-03: 650/65 R 38; 1.0 bar; 3 400 kg

Tension force of spinning tractor rear wheels

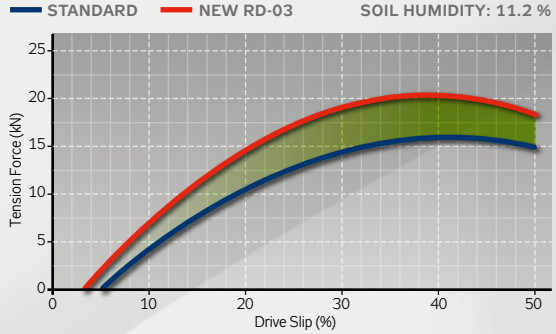

RD-03

RD-03 technical data and load capacities

Tyre size	Service description LI/SS	Rim (permitted)	Section width (mm)	Overall diameter (mm)	Loaded static radius (mm)	Rolling circum-ference (mm)	Speed radius index	Water 75% (l)		Tyre load capacity (kg) at tyre pressure (bar)										Speed (km/h)
										0.4	0.6	0.8	1.0	1.2	1.4	1.6	2.0	2.4	3.0	
420/65 R 24	126 D (129 A8)	**W 13 L** W 12 W 11	420 410 400	1 147	515	3 425	550	165				1 235	1 305	1 425	1 565	**1 700**				65
											1 130	1 285	1 370	1 495	1 645	1 785				50
											1 190	1 350	1 430	1 560	1 715	1 850				40
										1 240	1 450	1 645	1 500	1 640	1 800	1 955				30
													1 825	1 995	2 190	2 380	2 790			10
440/65 R 24	128 D (131 A8)	**W 14 L** W 13 W 12	448 438 428	1 190	535	3 560	575	185				1 325	1 400	1 530	1 670	**1 800**				65
											1 215	1 380	1 470	1 610	1 750	1 890				50
											1 280	1 450	1 535	1 675	1 830	1 950				40
										1 330	1 555	1 765	1 610	1 760	1 920	2 070				30
													1 960	2 145	2 335	2 520	2 955			10
480/65 R 24	133 D (136 A8)	**W 15 L** W 14 L W 13	485 475 465	1 239	545	3 670	600	210				1 515	1 605	1 755	1 910	**2 060**				65
											1 395	1 580	1 685	1 840	2 005	2 165				50
											1 465	1 660	1 755	1 920	2 090	2 240				40
										1 525	1 780	2 020	1 845	2 015	2 195	2 370				30
													2 245	2 455	2 675	2 885	3 385			10
540/65 R 24	140 D (143 A8)	**W 16 L** W 18 L W 15 L	527 547 517	1 300	572	3 839	625	300				1 825	1 930	2 110	2 310	**2 500**				65
											1 675	1 900	2 025	2 215	2 425	2 625				50
											1 760	1 995	2 115	2 310	2 525	2 725				40
										1 835	2 140	2 430	2 220	2 425	2 655	2 875				30
													2 700	2 950	3 230	3 500	4 105			10
440/65 R 28	131 D (134 A8)	**W 14 L** W 13 W 12	445 435 425	1 295	588	3 882	625	200				1 425	1 505	1 645	1 800	**1 950**				65
											1 305	1 485	1 580	1 725	1 890	2 050				50
											1 375	1 560	1 650	1 800	1 970	2 120				40
										1 430	1 670	1 895	1 730	1 890	2 070	2 245				30
													2 110	2 305	2 520	2 730	3 205			10
480/65 R 28	136 D (139 A8)	**W 15 L** W 14 L W 13	478 468 458	1 345	611	4 034	650	250				1 625	1 720	1 880	2 060	**2 240**				65
											1 495	1 695	1 805	1 975	2 165	2 350				50
											1 570	1 780	1 885	2 060	2 260	2 430				40
										1 635	1 910	2 165	1 980	2 160	2 370	2 575				30
													2 410	2 630	2 885	3 135	3 680			10
540/65 R 28	142 D (145 A8)	**W 16 L** W 18 L W 15 L	520 540 510	1 402	622	4 150	675	315				1 950	2 065	2 255	2 455	**2 650**				65
											1 790	2 035	2 165	2 365	2 580	2 785				50
											1 880	2 135	2 260	2 470	2 690	2 900				40
										1 960	2 290	2 600	2 375	2 595	2 825	3 050				30
													2 890	3 155	3 440	3 710	4 355			10
600/65 R 28	147 D (150 A8)	**W 18 L** DW 18 L W 16 L	597 597 577	1 475	640	4 340	700	400				2 300	2 430	2 660	2 875	**3 075**				65
											2 110	2 395	2 555	2 790	3 020	3 230				50
											2 220	2 515	2 665	2 910	3 145	3 350				40
										2 310	2 700	3 065	2 795	3 055	3 305	3 535				30
													3 405	3 720	4 025	4 305	5 050			10

RD-03

RD-03 technical data and load capacities

Tyre size	Service description LI/SS	Rim (permitted)	Section width (mm)	Overall diameter (mm)	Loaded static radius (mm)	Rolling circum-ference (mm)	Speed radius index	Water 75% (l)	Tyre load capacity (kg) at tyre pressure (bar)										Speed (km/h)
									0.4	0.6	0.8	1.0	1.2	1.4	1.6	2.0	2.4	3.0	
540/65 R 30	150 D (153 A8)	**W 16 L** W 18 L W 15 L	532 552 522	1 484	667	4 427	700	330			2 010	2 130	2 325	2 545	2 760	3 080	**3 350**		65
										1 850	2 100	2 235	2 440	2 675	2 895	3 235	3 520		50
										1 940	2 205	2 330	2 545	2 790	3 020	3 375	3 650		40
									2 020	2 365	2 680	2 450	2 675	2 930	3 175	3 545	3 855		30
												2 980	3 255	3 565	3 865	4 315	4 690	5 500	10
540/65 R 34	145 D (148 A8)	**W 16 L** W 18 L W 15 L	523 543 513	1 579	710	4 710	750	360			2 130	2 255	2 465	2 690	**2 900**				65
										1 960	2 225	2 370	2 590	2 820	3 045				50
										2 055	2 335	2 470	2 700	2 945	3 150				40
									2 145	2 505	2 845	2 595	2 835	3 090	3 335				30
												3 160	3 450	3 765	4 060	4 765			10
600/65 R 34	151 D (154 A8)	**W 18 L** DW 18 L W 16 L	587 587 570	1 632	725	4 850	775	465			2 505	2 650	2 900	3 180	**3 450**				65
										2 300	2 615	2 785	3 045	3 335	3 625				50
										2 420	2 745	2 905	3 175	3 480	3 780				40
									2 520	2 945	3 340	3 050	3 330	3 655	3 970				30
												3 710	4 055	4 450	4 830	5 665			10
540/65 R 38	147 D (150 A8)	**W 16 L** W 18 L W 15 L	522 542 512	1 681	752	5 003	800	420			2 250	2 380	2 600	2 845	**3 075**				65
										2 065	2 345	2 500	2 730	2 985	3 230				50
										2 170	2 465	2 605	2 850	3 115	3 350				40
									2 260	2 640	3 000	2 765	2 990	3 270	3 535				30
												3 330	3 640	3 980	4 305	5 050			10
600/65 R 38	153 D (156 A8)	**W 18 L** DW 18 L W 16 L	588 588 568	1 742	781	5 212	825	500			2 640	2 795	3 050	3 355	**3 650**				65
										2 425	2 755	2 935	3 205	3 525	3 835				50
										2 545	2 890	3 060	3 340	3 675	4 000				40
									2 655	3 100	3 520	3 210	3 510	3 860	4 200				30
												3 910	4 275	4 695	5 110	5 995			10
650/65 R 38	157 D (160 A8)	**W 18 L** DW 20 B	626 646	1 829	809	5 410	875	630			2 985	3 155	3 450	3 790	**4 125**				65
										2 740	3 110	3 315	3 625	3 980	4 330				50
										2 880	3 270	3 455	3 780	4 150	4 500				40
									3 000	3 505	3 980	3 630	3 970	4 360	4 745				30
												4 420	4 830	5 310	5 775	6 775			10
710/70 R 38	166 D (169 A8)	**DW 23 B**	703	1 922	848	5 693	925	800			3 755	3 975	4 345	4 825	**5 300**				65
										3 445	3 915	4 175	4 565	5 065	5 565				50
										3 620	4 110	4 350	4 760	5 280	5 800				40
									3 765	4 405	5 005	4 570	5 000	5 550	6 095				30
												5 565	6 085	6 755	7 420	8 705			10
650/65 R 42	165 D (168 A8)	**DW 20 B** DW 18 L	635 615	1 926	868	5 767	925	650			3 125	3 310	3 615	3 960	4 290	4 765	**5 150**		65
										2 875	3 260	3 475	3 795	4 155	4 505	5 005	5 410		50
										3 015	3 425	3 625	3 960	4 335	4 700	5 220	5 600		40
									3 145	3 675	4 170	3 805	4 160	4 555	4 935	5 480	5 925		30
												4 635	5 065	5 545	6 005	6 675	7 210	8 460	10

Load values given for 0.4 bar and 0.6 bar at 40 km/h are for calculating dual and triple load values only.
30 km/h (up to 40 km/h) load values also apply for low-speed high-torque field work.
For plowing with single driven tyres in a furrow, a minimum inflation pressure of 0.8 bar is required.

For intensive road transport at 65/50/40/30 km/h the pressure must be increased by 0.4 bar. Maximum inflation pressure should never be exceeded.
All load values are valid for ground slopes up to and including 20 % (11º). When operating on slopes greater than 20 % please contact the producer.
Tubeless tyres – may be used with a tube.

kW 22 44 66 88 110 132 162 191 >220
hp 30 60 90 120 150 180 220 260 >300

RD-02 and RD-70 – Low profile tyres
for high power in the field and comfort on the road

> **Reduced ground compression** thanks to a larger ground contact area
> **Excellent transmission of power** due to greater grip and traction
> **High load capacity** with stable and safe handling on the road
> **Improved driving comfort** due to flexible sidewalls
> **Longer service life** coupled with reduced fuel consumption for low operational costs

Ground compression

RD-02

TRACTION
SOIL PROTECTION
HANDLING ON ROAD
LOAD CAPACITY

RD-70

TRACTION
SOIL PROTECTION
HANDLING ON ROAD
LOAD CAPACITY

RD-01 and RD-05 – All-round standard
tyres for a wide range of applications

RD-01

TRACTION
HANDLING ON ROAD
LOAD CAPACITY

RD-05

TRACTION
HANDLING ON ROAD
LOAD CAPACITY

> **Balanced combination of features** for various agricultural applications
> **Very good grip and traction** with much less slip
> **Long service life** thanks to the wear-resistant tread compound
> **Large ground contact patch** and lower operating pressure for less soil compaction

RD-02

RD-02 technical data and load capacities

Tyre size	Service description LI/SS	Rim (permitted)	Section width (mm)	Overall diameter (mm)	Loaded static radius (mm)	Rolling circum-ference (mm)	Speed radius index	Water 75% (l)	Tyre load capacity (kg) at tyre pressure (bar)							Speed (km/h)
									0.6	0.8	1.0	1.2	1.4	1.6	2.0	
380/70 R 24	125 A8 (125 B)	**W 12** W 13 W 11	372 382 362	1 190	530	3 442	575	145			1 330	1 440	1 540	**1 650**		50
										1 205	1 330	1 440	1 540	**1 650**		40
									1 150	1 290	1 420	1 540	1 650	1 765		30
									1 395	1 570	1 725	1 870	2 010	2 145	2 475	10
380/70 R 28	127 A8 (127 B)	**W 12** W 13 W 11	389 399 379	1 298	588	3 866	625	165			1 430	1 550	1 660	**1 750**		50
										1 300	1 430	1 550	1 660	**1 750**		40
									1 235	1 390	1 530	1 660	1 775	1 875		30
									1 500	1 690	1 855	2 010	2 160	2 275	2 625	10
420/70 R 28	133 A8 (133 B)	**W 13** W 14 L W 12	422 432 412	1 342	607	4 015	650	200			1 660	1 800	1 930	**2 060**		50
										1 510	1 660	1 800	1 930	**2 060**		40
									1 440	1 620	1 780	1 930	2 070	2 200		30
									1 750	1 965	2 160	2 345	2 515	2 680	3 090	10
480/70 R 28	140 A8 (140 B)	**W 15 L** W 16 L W 14 L	486 496 476	1 414	623	4 190	675	260			2 040	2 215	2 375	**2 500**		50
										1 855	2 040	2 215	2 375	**2 500**		40
									1 770	1 985	2 185	2 370	2 540	2 680		30
									2 150	2 410	2 655	2 880	3 090	3 250	3 750	10
480/70 R 30	141 A8 (141 B)	**W 15 L** W 16 L W 14 L	494 504 484	1 479	655	4 390	700	275			2 060	2 240	2 420	**2 575**		50
										1 880	2 060	2 240	2 420	**2 575**		40
									1 820	2 010	2 200	2 400	2 590	2 760		30
									2 220	2 450	2 680	2 910	3 150	3 350	3 860	10
480/70 R 34	143 A8 (143 B)	**W 15 L** W 16 L W 14 L	487 497 477	1 584	708	4 710	750	310			2 235	2 425	2 600	**2 725**		50
										2 030	2 235	2 425	2 600	**2 725**		40
									1 935	2 170	2 390	2 595	2 780	2 915		30
									2 350	2 640	2 905	3 150	3 380	3 545	4 090	10
480/70 R 38	145 A8 (145 B)	**W 15 L** W 16 L W 14 L	484 494 474	1 687	765	5 060	800	340			2 360	2 560	2 745	**2 900**		50
										2 145	2 360	2 560	2 745	**2 900**		40
									2 045	2 290	2 525	2 740	2 935	3 100		30
									2 480	2 790	3 070	3 330	3 570	3 770	4 350	10
520/70 R 38	150 A8 (150 B)	**W 16 L** W 18 L W 15 L	524 544 514	1 761	787	5 238	825	395			2 600	2 830	3 060	**3 350**		50
										2 380	2 600	2 830	3 060	**3 350**		40
									2 300	2 550	2 780	3 030	3 270	3 590		30
									2 800	3 090	3 380	3 680	3 980	4 360	5 030	10

Load values given for 0.4 bar and 0.6 bar at 40 km/h are for calculating dual and triple load values only.
30 km/h (up to 40 km/h) load values also apply for low-speed high-torque field work.
For plowing with single driven tyres in a furrow, a minimum inflation pressure of 0.8 bar is required.

For intensive road transport at 50/40/30 km/h the pressure must be increased by 0.4 bar. Maximum inflation pressure should never be exceeded.
All load values are valid for ground slopes up to and including 20 % (11°). When operating on slopes greater than 20 % please contact the producer.
Tubeless tyres – may be used with a tube.

RD-70

RD-70 technical data and load capacities

Tyre size	Service description LI/SS	Rim (permitted)	Section width (mm)	Overall diameter (mm)	Loaded static radius (mm)	Rolling circum-ference (mm)	Speed radius index	Water 75% (l)	Tyre load capacity (kg) at tyre pressure (bar)							Speed (km/h)
									0.6	0.8	1.0	1.2	1.4	1.6	2.0	
320/70 R 24	116 A8 (116 B)	**W 10** W 11 W 9	320 330 310	1 095	505	3 276	525	100			1 020	1 110	1 190	**1 250**		50
										930	1 020	1 110	1 190	**1 250**		40
									885	995	1 095	1 185	1 270	1 340		30
									1 075	1 210	1 330	1 440	1 545	1 625	1 875	10
420/70 R 24	130 A8 (130 B)	**W 13** W 14 L W 12	433 443 423	1 260	563	3 715	600	170			1 550	1 680	1 800	**1 900**		50
										1 410	1 550	1 680	1 800	**1 900**		40
									1 340	1 505	1 660	1 800	1 930	2 030		30
									1 630	1 830	2 015	2 180	2 340	2 470	2 850	10
520/70 R 34	148 A8 (148 B)	**W 16 L** W 18 L W 15 L	523 543 513	1 644	734	4 927	775	355			2 525	2 740	2 935	**3 150**		50
										2 295	2 525	2 740	2 935	**3 150**		40
									2 185	2 455	2 700	2 930	3 140	3 370		30
									2 655	2 980	3 285	3 560	3 820	4 095	4 725	10
580/70 R 38	155 A8 (155 B)	**W 18 L**	570	1 829	819	5 442	875	550			3 145	3 410	3 655	**3 875**		50
										2 855	3 145	3 410	3 655	**3 875**		40
									2 720	3 060	3 365	3 650	3 915	4 145		30
									3 310	3 715	4 090	4 435	4 755	5 040	5 815	10

Load values given for 0.4 bar and 0.6 bar at 40 km/h are for calculating dual and triple load values only.
30 km/h (up to 40 km/h) load values also apply for low-speed high-torque field work.
For plowing with single driven tyres in a furrow, a minimum inflation pressure of 0.8 bar is required.

For intensive road transport at 50/40/30 km/h the pressure must be increased by 0.4 bar. Maximum inflation pressure should never be exceeded.
All load values are valid for ground slopes up to and including 20 % (11°). When operating on slopes greater than 20 % please contact the producer.
Tubeless tyres – may be used with a tube.

RD-01

RD-01 technical data and load capacities

Tyre size	Service description LI/SS	Rim (permitted)	Section width (mm)	Overall diameter (mm)	Loaded static radius (mm)	Rolling circum-ference (mm)	Speed radius index	Water 75% (l)		Tyre load capacity (kg) at tyre pressure (bar)											Speed (km/h)
										0.6	0.8	1.0	1.2	1.4	1.6	2.0	2.4	3.0	4.0	4.4	
280/85 R 24 (11.2 R 24)	115 A8 (112 B)	**W 9** W 10	290 300	1 105	498	3 300	525	85			890	890 980	970 1 070	1 040 1 140	**1 120** **1 215**						50 40
										850 1 030	960 1 160	1 050 1 280	1 140 1 390	1 220 1 490	1 300 1 580	1 825				30 10
320/85 R 24 (12.4 R 24)	122 A8 (119 B)	**W 11** W 10 W 9	340 330 320	1 152	510	3 420	550	115			1 095	1 100 1 205	1 190 1 305	1 275 1 400	**1 360** **1 500**						50 40
										1 045 1 270	1 175 1 425	1 290 1 570	1 400 1 700	1 500 1 825	1 605 1 950	2 250				30 10
340/85 R 24 (13.6 R 24)	125 A8 (122 B)	**W 12** W 11	365 355	1 186	530	3 530	575	140			1 205	1 205 1 325	1 305 1 435	1 400 1 540	**1 500** **1 650**						50 40
										1 145 1 395	1 290 1 565	1 420 1 720	1 535 1 870	1 650 2 005	1 765 2 145	2 475				30 10
380/85 R 24 (14.9 R 24)	131 A8 (128 B)	**W 12** W 13 W 11	402 412 392	1 245	555	3 700	600	185			1 430	1 575 1 575	1 710 1 710	1 830 1 830	**1 950** **1 950**						50 40
										1 365 1 660	1 530 1 860	1 685 2 050	1 830 2 220	1 960 2 380	2 090 2 535	2 925				30 10
420/85 R 24 (16.9 R 24)	137 A8 (137 B)	**W 15** W 14 W 13	470 460 450	1 318	576	3 895	625	240			1 675	1 845 1 845	2 000 2 000	2 145 2 145	**2 300** **2 300**						50 40
										1 595 1 940	1 795 2 175	1 970 2 395	2 140 2 600	2 295 2 790	2 460 2 990	3 450				30 10
280/85 R 28 (11.2 R 28)	118 A8 (115 B)	**W 9** W 10	288 298	1 190	551	3 582	575	100			965	965 1 060	1 045 1 150	1 125 1 235	**1 215** **1 320**						50 40
										920 1 120	1 030 1 255	1 135 1 380	1 230 1 495	1 320 1 605	1 410 1 715	1 980				30 10
320/85 R 28 (12.4 R 28)	124 A8 (121 B)	**W 11** W 10 W 9	332 322 312	1 259	562	3 753	600	130			1 180	1 180 1 295	1 280 1 405	1 370 1 510	**1 450** **1 600**						50 40
										1 125 1 365	1 260 1 530	1 385 1 685	1 505 1 830	1 615 1 960	1 710 2 080	2 400				30 10
340/85 R 28 (13.6 R 28)	127 A8 (124 B)	**W 12** W 11	367 357	1 293	580	3 850	625	160			1 295	1 295 1 425	1 400 1 540	1 505 1 655	**1 600** **1 750**						50 40
										1 230 1 500	1 380 1 680	1 520 1 850	1 650 2 005	1 770 2 150	1 875 2 275	2 625				30 10
380/85 R 28 (14.9 R 28)	133 A8 (130 B)	**W 12** W 13 W 11	395 405 385	1 350	596	4 005	650	205			1 535	1 535 1 690	1 665 1 830	1 785 1 965	**1 900** **2 060**						50 40
										1 460 1 775	1 640 1 995	1 800 2 195	1 960 2 380	2 100 2 550	2 205 2 680	3 090				30 10
420/85 R 28 (16.9 R 28)	139 A8 (136 B)	**W 15** W 14 W 13	449 439 429	1 428	635	4 215	675	250			1 790	1 790 1 970	1 945 2 135	2 085 2 290	**2 240** **2 430**						50 40
										1 705 2 070	1 915 2 325	2 110 2 560	2 290 2 780	2 450 2 980	2 600 3 160	3 645				30 10
380/85 R 30 (14.9 R 30)	135 A8 (135 B)	**W 12** W 13 W 11	398 408 388	1 415	635	4 225	675	220			1 585	1 740 1 740	1 890 1 890	2 025 2 025	**2 180** **2 180**						50 40
										1 510 1 835	1 695 2 060	1 865 2 265	2 020 2 460	2 170 2 635	2 335 2 835	3 270				30 10

RD-01

RD-01 technical data and load capacities

Tyre size	Service description LI/SS	Rim (permitted)	Section width (mm)	Overall diameter (mm)	Loaded static radius (mm)	Rolling circum-ference (mm)	Speed radius index	Water 75% (l)		Tyre load capacity (kg) at tyre pressure (bar)											Speed (km/h)
										0.6	0.8	1.0	1.2	1.4	1.6	2.0	2.4	3.0	4.0	4.4	
420/85 R 30 (16.9 R 30)	140 A8 (137 B)	**W 15** W 14 W 13	444 434 424	1 475	670	4 400	700	270			1 845	1 850	2 005	2 150	**2 300**						50
											1 845	2 030	2 205	2 365	**2 500**						40
										1 760	1 975	2 175	2 360	2 530	2 675						30
										2 140	2 400	2 640	2 865	3 075	3 250	3 750					10
460/85 R 30 (18.4 R 30)	145 A8 (142 B)	**W 16** W 15 W 14	490 480 470	1 540	685	4 582	725	340				2 130	2 310	2 475	**2 650**						50
											2 130	2 340	2 540	2 720	**2 900**						40
										2 030	2 280	2 510	2 720	2 910	3 100						30
										2 460	2 760	3 040	3 300	3 540	3 770	4 350					10
320/85 R 32 (12.4 R 32)	142 A8 (142 B)	**W 9** W 11 W 10	305 325 315	1 385	637	4 130	650	140					1 400	1 555	1 710	1 880	2 000	2 280	**2 650**		50
											1 150	1 280	1 400	1 555	1 710	1 880	2 000	2 280	**2 650**		40
											1 235	1 370	1 500	1 665	1 830	2 010	2 140	2 440	2 835		30
											1 615	1 795	1 960	2 180	2 395	2 630	2 800	2 800	3 710	3 875	10
420/85 R 34 (16.9 R 34)	142 A8 (139 B)	**W 15** W 14 W 13	443 433 423	1 571	712	4 715	750	290				1 960	2 125	2 280	**2 430**						50
											1 955	2 155	2 335	2 505	**2 650**						40
										1 865	2 095	2 305	2 500	2 680	2 835						30
										2 265	2 545	2 800	3 035	3 255	3 445	3 975					10
460/85 R 34 (18.4 R 34)	147 A8 (144 B)	**W 16** W 15 W 14	488 478 468	1 624	727	4 847	775	380				2 475	2 685	2 880	**3 075**						50
											2 250	2 475	2 685	2 880	**3 075**						40
										2 145	2 405	2 650	2 875	3 080	3 290						30
										2 605	2 925	3 220	3 490	3 745	4 000	4 615					10
340/85 R 36 (13.6 R 36)	132 A8 (129 B)	**W 12** W 11	365 355	1 493	682	4 500	725	195				1 335	1 465	1 585	1 710	**1 850**					50
											1 465	1 610	1 745	1 880	**2 000**						40
										1 395	1 570	1 725	1 865	2 010	2 140						30
										1 695	1 905	2 095	2 265	2 440	2 600	3 000					10
340/85 R 38 (13.6 R 38)	133 A8 (133 B)	**W 12** W 11	365 355	1 556	701	4 658	750	215				1 655	1 795	1 925	**2 060**						50
											1 500	1 655	1 795	1 925	**2 060**						40
										1 430	1 605	1 770	1 920	2 060	2 205						30
										1 740	1 955	2 150	2 335	2 500	2 680	3 090					10
420/85 R 38 (16.9 R 38)	144 A8 (141 B)	**W 15** W 14 W 13	446 436 426	1 675	764	5 020	800	320				2 070	2 240	2 400	**2 575**						50
											2 065	2 270	2 465	2 640	**2 800**						40
										1 965	2 210	2 430	2 635	2 830	3 000						30
										2 390	2 685	2 955	3 205	3 435	3 640	4 200					10
460/85 R 38 (18.4 R 38)	149 A8 (146 B)	**W 16** W 15 W 14	473 463 453	1 735	793	5 230	825	420				2 370	2 575	2 760	**3 000**						50
											2 370	2 605	2 830	3 030	**3 250**						40
										2 255	2 535	2 790	3 030	3 245	3 480						30
										2 745	3 080	3 390	3 680	3 945	4 225	4 875					10
520/85 R 38 (20.8 R 38)	155 A8 (152 B)	**W 16** W 18	536 556	1 828	814	5 442	875	530				3 150	3 415	3 660	**3 875**						50
											2 860	3 150	3 415	3 660	**3 875**						40
										2 725	3 060	3 370	3 655	3 920	4 145						30
										3 310	3 720	4 090	4 440	4 760	5 040	5 815					10
520/85 R 42 (20.8 R 42)	162 A8 (162 B)	**W 16** W 18	537 557	1 950	891	5 845	925	580				3 300	3 575	3 840	4 075	4 520	**4 750**				50
											2 995	3 300	3 575	3 840	4 075	4 520	**4 750**				40
										2 860	3 205	3 530	3 825	4 100	4 360	4 835	5 085				30
										3 470	3 895	4 285	4 650	4 990	5 300	5 875	6 175	7 125			10

Load values given for 0.4 bar and 0.6 bar at 40 km/h are for calculating dual and triple load values only.
30 km/h (up to 40 km/h) load values also apply for low-speed high-torque field work.
For plowing with single driven tyres in a furrow, a minimum inflation pressure of 0.8 bar is required.

For intensive road transport at 50/40/30 km/h the pressure must be increased by 0.4 bar. Maximum inflation pressure should never be exceeded.
All load values are valid for ground slopes up to and including 20% (11º). When operating on slopes greater than 20% please contact the producer.
Tubeless tyres – may be used with a tube.

RD-05

RD-05 technical data and load capacities

Tyre size	Service description LI/SS	Rim (permitted)	Section width (mm)	Overall diameter (mm)	Loaded static radius (mm)	Rolling circum-ference (mm)	Speed radius index	Water 75% (l)		Tyre load capacity (kg) at tyre pressure (bar)									Speed (km/h)
										0.6	0.8	1.0	1.2	1.4	1.6	2.0	2.4	3.0	
420/85 R 28 (16.9 R 28)	139 B	**W 15** W 14 W 13	459 449 439	1 431	641	4 262	675	250			1 790	1 970	2 135	2 290	**2 430**				50
											1 970	2 135	2 290	2 430					40
										1 705	1 915	2 110	2 290	2 450	2 600				30
										2 070	2 325	2 560	2 780	2 980	3 160	3 645			10
380/85 R 30 (14.9 R 30)	135 B	**W 12** W 13 W 11	398 408 388	1 427	641	4 255	675	220			1 585	1 740	1 890	2 025	**2 180**				50
											1 740	1 890	2 025	2 180					40
										1 510	1 695	1 865	2 020	2 170	2 335				30
										1 835	2 060	2 265	2 460	2 635	2 835	3 270			10
420/85 R 34 (16.9 R 34)	147 B	**W 15** W 14 W13	469 459 449	1 593	722	4 755	750	290			1 955	2 155	2 335	2 505	2 650	2 905	**3 075**		50
											2 155	2 335	2 505	2 650	2 905	3 075			40
										1 865	2 095	2 305	2 500	2 680	2 835	3 110	3 290		30
										2 265	2 545	2 800	3 035	3 255	3 445	3 775	4 000	4 350	10
380/80 R 38	142 B	**W 12** W 11 W 13	380 370 390	1 595	730	4 790	750	240			1 545	1 720	1 880	2 090	2 300	2 505	**2 650**		50
											1 720	1 880	2 090	2 300	2 505	2 650			40
										1 455	1 655	1 840	2 010	2 235	2 460	2 680	2 835		30
										1 770	2 010	2 235	2 440	2 715	2 990	3 255	3 445	3 900	10
480/80 R 42	151 B	**W 16** W 15 W 14	513 503 495	1 850	835	5 540	875	440			2 305	2 565	2 805	3 125	**3 450**				50
											2 565	2 805	3 125	3 450					40
										2 170	2 465	2 745	3 000	3 345	3 690				30
										2 840	3 230	3 590	3 925	4 375	4 830	5 175			10
480/80 R 46	158 B	**W 16** W 15 W 14	507 497 487	1 960	896	5 886	925	480			2 410	2 685	2 935	3 245	3 550	3 960	**4 250**		50
											2 685	2 935	3 245	3 550	3 960	4 250			40
										2 270	2 580	2 870	3 140	3 470	3 800	4 240	4 550		30
										2 760	3 135	3 485	3 815	4 215	4 615	5 545	5 950	6 300	10
380/90 R 50	151 B	**W 12** W 13 W 11	380 390 370	1 949	888	5 850	925	360			1 960	2 180	2 385	2 640	2 900	3 215	**3 450**		50
											2 180	2 385	2 640	2 900	3 215	3 450			40
										1 845	2 095	2 330	2 550	2 825	3 105	3 440	3 690		30
										2 415	2 745	3 050	3 335	3 700	4 060	4 505	4 830	5 175	10
480/80 R 50	159 B	**W 16** W 15 W 14	495 485 475	2 065	945	6 210	975	500			2 515	2 800	3 060	3 405	3 750	4 105	**4 375**		50
											2 800	3 060	3 405	3 750	4 105	4 375			40
										2 370	2 695	2 995	3 275	3 645	3 830	4 395	4 680		30
										3 100	3 525	3 920	4 285	4 765	5 010	5 750	6 125	6 565	10

Load values given for 0.4 bar and 0.6 bar at 40 km/h are for calculating dual and triple load values only.
30 km/h (up to 40 km/h) load values also apply for low-speed high-torque field work.
For plowing with single driven tyres in a furrow, a minimum inflation pressure of 0.8 bar is required.

For intensive road transport at 50/40/30 km/h the pressure must be increased by 0.4 bar. Maximum inflation pressure should never be exceeded.
All load values are valid for ground slopes up to and including 20 % (11°). When operating on slopes greater than 20 % please contact the producer.
Tubeless tyres – may be used with a tube.

NEW

AC 85 and AC 90 Row Crop – narrow tyres developed specially for row cultivation

> **Reduced tyre width** eases driving between plants without causing damage contributing to higher yields. Rounded shoulders and lugs and tyre height also protect seeds and crops.

> **Cost efficient** thanks to high load capacity, safe road use and maximum speed up to 50 km/h

> **Deep lugs** provide excellent traction, better directional stability and a high level of control

> **Good self-cleaning properties** help keep the tread pattern free of mud, resulting in less slip, even in difficult conditions

AC 85

TRACTION	
CROP PROTECTION	
SELF-CLEANING	

AC 90

TRACTION	
CROP PROTECTION	
SELF-CLEANING	

AC 85 / AC 90 vs. standard size tyres

Narrow Row Crop tyres were specially developed for driving between rows without damaging the seeds, roots and plants. They are suitable for line weeding, crop cultivation, fertilising, spraying and other agricultural activities.

Reduced tyre width

Tractor fitted with Mitas Row Crop Tyres

Tractor fitted with standard size tyres

Rounded lugs

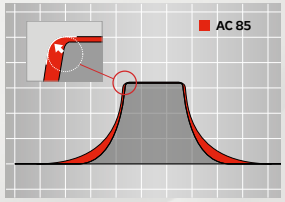

Applications

Designed for tractors, sprayers, self-propelled sprayers and other agricultural machinery

AC 85, AC 90 technical data and load capacities

Tyre size	Service description LI/SS	Tread pattern Type	Rim (permitted)	Section width (mm)	Overall diameter (mm)	Loaded static radius (mm)	Rolling circumference (mm)	Speed radius index	Water 75% (l)	Tyre load capacity (kg) at tyre pressure (bar) 1.2	1.6	2.0	2.4	2.8	3.2	3.6	4.0	4.4	Speed (km/h)
270/80 R 32 repl. 9.5 – 32	131 A8 (128 B)	AC 90 TL	**W 10** W 9 W 8	280 270 260	1 225	563	3 690	600	100		1 150	1 265	1 345	1 470	1 585	1 685	**1 800**		50
										1 035	1 265	1 390	1 480	1 620	1 740	1 855	**1 950**		40
										1 110	1 355	1 485	1 585	1 730	1 865	1 985	2 085		30
										1 275	1 555	1 710	1 820	1 990	2 145	2 280	2 400		20
										1 450	1 770	1 945	2 070	2 265	2 440	2 595	2 730	2 845	10
										1 555	1 900	2 085	2 220	2 425	2 615	2 780	2 925	3 050	10 cyclic
270/95 R 32 *	136 A8 (136 B)	AC 85 TL	**W 9** W 10 W 8	275 285 265	1 327	602	3 976	625	115		1 455	1 600	1 700	1 865	2 010	2 145	**2 240**		50
										1 190	1 455	1 600	1 700	1 865	2 010	2 145	**2 240**		40
										1 275	1 550	1 710	1 820	1 995	2 155	2 295	2 395		30
										1 465	1 885	1 965	2 090	2 295	2 475	2 640	2 755		20
										1 670	2 030	2 235	2 380	2 610	2 815	3 005	3 135	3 310	10
										1 785	2 175	2 395	2 550	2 795	3 020	3 215	3 360	3 545	10 cyclic
320/85 R 32 repl. 12.4 R 32	142 A8 (139 B)	AC 85 TL	**W 10** W 11 W 9	315 325 305	1 385	637	4 130	650	140		1 550	1 710	1 800	1 995	2 150	2 290	**2 430**		50
										1 400	1 700	1 880	2 000	2 190	2 360	2 515	**2 650**		40
										1 500	1 820	2 010	2 140	2 345	2 530	2 690	2 835		30
										1 725	2 090	2 310	2 460	2 695	2 905	3 095	3 260		20
										1 960	2 380	2 630	2 800	3 065	3 305	3 520	3 710	3 875	10
										2 100	2 550	2 820	3 000	3 285	3 545	3 775	3 975	4 150	10 cyclic
320/90 R 32	134 A8 (131 B)	AC 85 TL	**W 10** W 11 W 9	331 341 321	1 391	638	4 190	675	130		1 650	1 800	**1 950**						50
										1 470	1 800	1 980	**2 120**						40
										1 575	1 925	2 120	2 270						30
										1 810	2 215	2 435	2 610						20
										2 060	2 520	2 770	2 970	3 100					10
										2 205	2 700	2 970	3 180	3 325					10 cyclic
320/85 R 34 repl. 12.4 R 34	133 A8 (133 B)	AC 85 TL	**W 10** W 11 W 9	315 325 305	1 405	642	4 230	675	155		1 750	1 935	**2 060**						50
										1 445	1 750	1 935	**2 060**						40
										1 545	1 875	2 070	2 205						30
										1 775	2 155	2 380	2 535						20
										2 020	2 450	2 710	2 885	2 995					10
										2 165	2 625	2 905	3 090	3 205					10 cyclic
270/80 R 36	134 A8 (131 B)	AC 90 TL	**W 9** W 10 W 8	270 280 260	1 345	623	4 015	650	115		1 225	1 345	1 435	1 570	1 695	1 805	**1 950**		50
										1 105	1 350	1 480	1 575	1 725	1 860	1 985	**2 120**		40
										1 180	1 440	1 580	1 685	1 845	1 995	2 125	2 270		30
										1 355	1 660	1 820	1 940	2 125	2 290	2 440	2 610		20
										1 545	1 885	2 070	2 205	2 415	2 605	2 780	2 970	3 115	10
										1 655	2 020	2 220	2 365	2 590	2 795	2 975	3 180	3 335	10 cyclic
340/85 R 38 * repl. 13.6 R 38	148 A8 (145 B)	AC 85 TL	**W 12** W 11	365 355	1 562	719	4 685	750	215		1 900	2 030	**2 180**	2 385	2 570	**2 740**	**2 900**		50
										1 675	2 060	2 230	**2 360**	2 620	2 825	**3 010**	**3 150**		40
										1 790	2 205	2 385	2 525	2 800	3 025	3 225	3 370		30
										2 060	2 535	2 745	2 905	3 220	3 475	3 705	3 875		20
										2 345	2 885	3 125	3 305	3 665	3 955	4 215	4 410	4 650	10
										2 510	3 090	3 345	3 540	3 930	4 240	4 520	4 725	4 980	10 cyclic

* in preparation

AC 85, AC 90 technical data and load capacities

Tyre size	Service description LI/SS	Tread pattern Type	Rim (permitted)	Section width (mm)	Overall diameter (mm)	Loaded static radius (mm)	Rolling circumference (mm)	Speed radius index	Water 75% (l)	Tyre load capacity (kg) at tyre pressure (bar) 1.2	1.6	2.0	2.4	2.8	3.2	3.6	4.0	4.4	Speed (km/h)
300/85 R 42	144 A8 (141 B)	AC 90 TL	**W 9** W 10 W 8	288 298 278	1 574	740	4 715	750	140		1 630	1 790	1 905	2 090	2 260	2 410	**2 575**		50
										1 465	1 790	1 965	2 095	2 300	2 485	2 650	**2 800**		40
										1 570	1 920	2 105	2 240	2 460	2 655	2 835	2 995		30
										1 805	2 205	2 420	2 575	2 825	3 055	3 260	3 445		20
										2 055	2 510	2 755	2 935	3 215	3 470	3 695	3 920	4 075	10
										2 200	2 690	2 950	3 145	3 445	3 725	3 975	4 200	4 365	10 cyclic
300/95 R 42	147 A8 (144 B)	AC 90 TL	**W 9** W 10 W 11	296 306 316	1 617	753	4 904	775	185		1 785	1 955	2 085	2 285	2 465	2 625	**2 800**		50
										1 605	1 960	2 150	2 290	2 510	2 710	2 885	**3 075**		40
										1 715	2 095	2 300	2 450	2 685	2 895	3 090	3 290		30
										1 970	2 410	2 645	2 815	3 085	3 330	3 550	3 780		20
										2 245	2 745	3 010	3 205	3 515	3 790	4 040	4 305	4 455	10
										2 405	2 940	3 225	3 425	3 765	4 060	4 330	4 615	4 770	10 cyclic
300/95 R 46 *	148 A8 (148 B)	AC 85 TL	**W 9** W 10 W 11	305 315 325	1 740	805	5 265	825	215		2 055	2 255	2 405	2 635	2 840	3 030	**3 150**		50
										1 685	2 055	2 255	2 405	2 635	2 840	3 030	**3 150**		40
										1 800	2 200	2 415	2 570	2 820	3 040	3 240	3 370		30
										2 070	2 530	2 775	2 955	3 240	3 495	3 725	3 875		20
										2 355	2 880	3 160	3 365	3 685	3 980	4 240	4 410	4 675	10
										2 525	3 085	3 385	3 605	3 950	4 265	4 545	4 725	5 010	10 cyclic
380/90 R 46	149 A8 (146 B)	AC 85 TL	**W 12** W 13 W 11	392 402 382	1 844	846	5 542	875	330		2 540	2 785	**3 000**						50
										2 280	2 790	3 060	**3 250**						40
										2 440	2 985	3 275	3 480						30
										2 805	3 430	3 765	4 000						20
										3 195	3 905	4 285	4 550	5 000					10
										3 425	4 185	4 590	4 875	5 360					10 cyclic
380/90 R 46	159 A8 (156 B)	AC 85 TL	**W 12** W 13 W 11	392 402 382	1 844	846	5 542	875	330		2 540	2 785	3 000	3 250	3 505	3 740	**4 000**		50
										2 280	2 790	3 060	3 250	3 570	3 855	4 110	**4 375**		40
										2 440	2 985	3 275	3 480	3 820	4 125	4 395	4 680		30
										2 805	3 430	3 765	4 000	4 395	4 740	5 055	5 380		20
										3 195	3 905	4 285	4 550	5 000	5 395	5 750	6 125	6 340	10
										3 425	4 185	4 590	4 875	5 360	5 780	6 160	6 565	6 790	10 cyclic
270/95 R 48	144 A8 (141 B)	AC 90 TL	**W 9** W 10 W 8	277 287 267	1 737	810	5 220	825	150		1 645	1 805	1 920	2 105	2 270	2 415	**2 575**		50
										1 475	1 805	1 980	2 110	2 310	2 495	2 655	**2 800**		40
										1 580	1 930	2 120	2 260	2 475	2 665	2 840	2 995		30
										1 815	2 220	2 435	2 595	2 840	3 065	3 245	3 445		20
										2 070	2 525	2 775	2 955	3 235	3 490	3 720	3 920	4 105	10
										2 215	2 710	2 970	3 165	3 465	3 740	3 985	4 200	4 395	10 cyclic
340/85 R 48	152 A8 (149 B)	AC 85 TL	**W 12** W 11	358 348	1 825	843	5 481	875	230		2 105	2 310	2 460	2 695	2 910	3 100	**3 250**		50
										1 890	2 315	2 540	2 705	2 960	3 195	3 405	**3 550**		40
										2 025	2 475	2 715	2 890	3 170	3 420	3 645	3 800		30
										2 325	2 845	3 120	3 325	3 645	3 930	4 190	4 365		20
										2 650	3 240	3 555	3 785	4 145	4 475	4 770	4 970	5 255	10
										2 840	3 470	3 805	4 055	4 440	4 795	5 110	5 325	5 630	10 cyclic

* in preparation

AC 85, AC 90 technical data and load capacities

Tyre size	Service description LI/SS	Tread pattern Type	Rim (permitted)	Section width (mm)	Overall diameter (mm)	Loaded static radius (mm)	Rolling circumference (mm)	Speed radius index	Water 75% (l)	Tyre load capacity (kg) at tyre pressure (bar)									Speed (km/h)
										1.2	1.6	2.0	2.4	2.8	3.2	3.6	4.0	4.4	
320/90 R 50 *	150 A8 (150 B)	AC 85 TL	**W 10** W 11 W 9	320 330 300	1 849	854	5 575	875	245		2 265	2 485	2 645	2 900	3 130	**3 350**			50
										1 855	2 265	2 485	2 645	2 900	3 130	**3 350**			40
										1 980	2 425	2 660	2 830	3 105	3 350	3 585			30
										2 280	2 785	3 055	3 255	3 565	3 850	4 120			20
										2 595	3 170	3 480	3 705	4 060	4 380	4 690	4 925		10
										2 780	3 395	3 730	3 970	4 350	4 695	5 025	5 275		10 cyclic
380/90 R 50 *	160 A8 (160 B)	AC 85 TL	**W 12** W 13 W 11	390 400 380	1 940	900	5 865	925	360		2 900	3 215	3 450	3 730	4 025	4 290	**4 500**		50
										2 170	2 900	3 215	3 450	3 730	4 025	4 290	**4 500**		40
										2 385	3 105	3 440	3 690	3 990	4 305	4 590	4 815		30
										2 550	3 565	3 955	4 245	4 590	4 950	5 275	5 535		20
										3 335	4 060	4 505	4 830	5 220	5 635	6 005	6 300	6 620	10
										3 575	4 350	4 825	5 175	5 595	6 040	6 435	6 750	7 095	10 cyclic
320/90 R 54 *	151 A8 (151 B)	AC 85 TL	**W 10** W 11 W 9	320 330 300	1 952	906	5 913	925	255		2 360	2 590	2 760	3 025	3 265	**3 450**			50
										1 930	2 360	2 590	2 760	3 025	3 265	**3 450**			40
										2 070	2 525	2 775	2 955	3 235	3 490	3 690			30
										2 375	2 905	3 190	3 395	3 720	4 015	4 225			20
										2 705	3 305	3 630	3 865	4 235	4 570	4 830	5 135		10
										2 900	3 545	3 890	4 140	4 535	4 895	5 175	5 505		10 cyclic

* in preparation

30 km/h (up to 40 km/h) load values also apply for low-speed high-torque field work.
For plowing with single driven tyres in a furrow, a minimum inflation pressure of 0.8 bar is required.
For intensive road transport at 50/40/30 km/h the pressure must be increased by 0.4 bar. Maximum inflation pressure should never be exceeded.
All load values are valid for ground slopes up to and including 20 % (11º). When operating on slopes greater than 20 %, contact the producer.
Load values for cyclic applications apply to low-torque transport operations at max. speeds of 10 km/h and for a max. distance of 800 meters before discharging the load and returning empty.
TL = Tubeless

Conversion table

Ø Rim	Standard Inch	Designation mm				Designation mm		Standard Inch	Speed radius index
		85 Series	80 Series	70 Series		65 Series	Row Crop		
24″	11.2 R 24	280/85 R 24 RD-01		320/70 R 24 RD-70				11.2 R 24	525
	12.4 R 24	320/85 R 24 RD-01				420/65 R 24 RD-03		12.4 R 24	550
	13.6 R 24	340/85 R 24 RD-01		380/70 R 24 RD-02		440/65 R 24 RD-03		13.6 R 24	575
	14.9 R 24	380/85 R 24 RD-01		420/70 R 24 RD-70		480/65 R 24 RD-03	270/80 R 32 AC 90	14.9 R 24	600
	16.9 R 24	420/85 R 24 RD-01				540/65 R 24 RD-03	270/95 R 32 AC 85	16.9 R 24	625
28″	11.2 R 28	280/85 R 28 RD-01						11.2 R 28	575
	12.4 R 28	320/85 R 28 RD-01					270/80 R 32 AC 90	12.4 R 28	600
	13.6 R 28	340/85 R 28 RD-01		380/70 R 28 RD-02		440/65 R 28 RD-03	270/95 R 32 AC 85	13.6 R 28	625
	14.9 R 28	380/85 R 28 RD-01		420/70 R 28 RD-02		480/65 R 28 RD-03	320/85 R 32 AC 85	14.9 R 28	650
							270/80 R 36 AC 90		
	16.9 R 28	420/85 R 28 RD-01		480/70 R 28 RD-02		540/65 R 28 RD-03	320/90 R 32 AC 85	16.9 R 28	675
		420/85 R 28 RD-05							
30″	14.9 R 30	380/85 R 30 RD-01		480/70 R 28 RD-02		540/65 R 28 RD-03	320/85 R 34 AC 85	14.9 R 30	675
		380/85 R 30 RD-05							
	16.9 R 30	420/85 R 30 RD-01		480/70 R 30 RD-02		540/65 R 30 RD-03		16.9 R 30	700
						600/65 R 28 RD-03			
	18.4 R 30	460/85 R 30 RD-01						18.4 R 30	725
32″	12.4 R 32	320/85 R 32 RD-01						12.4 R 32	650
34″	16.9 R 34	420/85 R 34 RD-01		480/70 R 34 RD-02		540/65 R 34 RD-03	340/85 R 38 AC 85	16.9 R 34	750
		420/85 R 34 RD-05							
	18.4 R 34	460/85 R 34 RD-01		520/70 R 34 RD-70		600/65 R 34 RD-03	300/95 R 42 AC 90	18.4 R 34	775
36″	13.6 R 36	340/85 R 36 RD-01						13.6 R 36	725
38″	13.6 R 38	340/85 R 38 RD-01	380/80 R 38 RD-05				300/85 R 42 AC 90	13.6 R 38	750
	16.9 R 38	420/85 R 38 RD-01		480/70 R 38 RD-02		540/65 R 38 RD-03		16.9 R 38	800
	18.4 R 38	460/85 R 38 RD-01		520/70 R 38 RD-02		600/65 R 38 RD-03	300/95 R 46 AC 85	18.4 R 38	825
							270/95 R 48 AC 90		
	20.8 R 38	520/85 R 38 RD-01	480/80 R 42 RD-05	580/70 R 38 RD-70		650/65 R 38 RD-03	380/90 R 46 AC 85	20.8 R 38	875
							340/85 R 48 AC 85		
							320/90 R 50 AC 85		
42″	20.8 R 42	520/85 R 42 RD-01	480/80 R 46 RD-05	710/70 R 38 RD-03		650/65 R 42 RD-03	380/90 R 50 AC 85	20.8 R 42	925
							380/90 R 50 RD-05		
							320/90 R 54 AC 85		
46″	20.8 R 46		480/80 R 50 RD-05					20.8 R 46	975

NEW

Agriterra 02 and 03 – New generation of fast and powerful agricultural tyres

> **Excellent self-cleaning properties**
> **Low noise emissions** due to higher positive footprint share
> **Wide agricultural use:** flat trucks, fast-moving agricultural trailers, tank containers etc.

Fast & gentle

AGRITERRA 02

LOAD CAPACITY	
ROAD PERFORMANCE	
FIELD PERFORMANCE	
SELF-CLEANING	
RESITANCE	

High load capacity

AGRITERRA 03

LOAD CAPACITY	
ROAD PERFORMANCE	
FIELD PERFORMANCE	
SELF-CLEANING	
RESITANCE	

Application suitability chart – agricultural radial tyres

AR-01 and AR-02 – Agricultural tyres with high load capacity and working speed

AR-01

> Approved for high speed **up to 80 km/h**
> **Reduced fuel consumption**
> **Prolonged working life**

AR-02

> **High-grip** thanks to robust lugs
> **Optimal pressure distribution**
> **Balanced handling** on and off the road

All-steel construction

AR-01

LOAD CAPACITY	
ROAD PERFORMANCE	
RESISTANCE	

High load capacity

AR-02

LOAD CAPACITY	
ROAD PERFORMANCE	
FIELD PERFORMANCE	

Agriterra 02, 03, AR-02

Agriterra 02 Agriterra 03 AR-02

Tyre size	Service description LI/SS	Tread pattern Type	Rim (permitted)	Section width (mm)	Overall diameter (mm)	Loaded static radius (mm)	Rolling circum-ference (mm)		Tyre load capacity (kg) at tyre pressure (bar)									Speed (km/h)
									0.8	1.2	1.6	2.0	2.4	2.8	3.2	3.6	4.0	
560/60 R 22.5	161 D	AR-02 TL	16.00 × 22.5 (18.00 × 22.5)	546	1 248	563	3 793		1 865	2 210	2 555	2 900	3 245	3 590	3 935	4 280	**4 625**	65
									2 070	2 453	2 836	3 219	3 602	3 985	4 368	4 751	5 134	50
									2 313	2 740	3 168	3 596	4 024	4 452	4 879	5 307	5 735	40
									2 518	2 984	3 449	3 915	4 381	4 847	5 312	5 778	6 244	30
									3 264	3 868	4 471	5 075	5 679	6 283	6 886	7 490	8 094	10
600/55 R 26.5	165 D	AGRITERRA 02 TL	AG 20.00 × 26.5	626	1 335	585	4 033		2 030	2 420	2 810	3 200	3 590	3 980	4 370	4 760	**5 150**	65
									2 456	2 928	3 400	3 872	4 344	4 816	5 288	5 760	6 232	50
									2 761	3 291	3 822	4 352	4 882	5 413	5 943	6 474	7 004	40
									3 065	3 654	4 243	4 832	5 421	6 010	6 599	7 188	7 777	30
									3 654	4 356	5 058	5 760	6 462	7 164	7 866	8 568	9 270	10
710/50 R 26.5 *	170 D	AGRITERRA 02 TL	AG 24.00 × 26.5 (AG 20.00 × 26.5)	737	1 388	628	4 189		2 360	2 815	3 270	3 725	4 180	4 635	5 090	5 545	**6 000**	65
									2 856	3 406	3 957	4 507	5 058	5 608	6 159	6 709	7 260	50
									3 210	3 828	4 447	5 066	5 685	6 304	6 922	7 541	8 160	40
									3 564	4 251	4 938	5 625	6 312	6 999	7 686	8 373	9 060	30
									4 248	5 067	5 886	6 705	7 524	8 343	9 162	9 981	10 800	10
650/65 R 30.5 *	176 D	AGRITERRA 03 TL	AG 20.00 × 30.5	705	1 621	728	4 887		2 780	3 320	3 860	4 400	4 940	5 480	6 020	6 560	**7 100**	65
									3 364	4 017	4 671	5 324	5 977	6 631	7 284	7 938	8 591	50
									3 781	4 515	5 250	5 984	6 718	7 453	8 187	8 922	9 656	40
									4 198	5 013	5 829	6 644	7 459	8 275	9 090	9 906	10 721	30
									5 004	5 976	6 948	7 920	8 892	9 864	10 836	11 808	12 780	10

* In preparation
TL = Tubeless

Variation in load capacity with speed dependence

Agriterra 02, Agriterra 03

Speed	0	5	10	15	20	25	30	35	40
Speed category D	+130%	–	+80%	+73%	+65%	+58%	+51%	+44%	+36%

Speed	45	50	55	60	65	70	75	80	
Speed category D	+29%	+21%	+14%	+7%	(0)	–	–	–	

AR-01

AR-01 technical data and load capacities

Tyre size	Service description LI/SS	Tread pattern Type	Rim (permitted)	Section width (mm)	Overall diameter (mm)	Loaded static radius (mm)	Rolling circum-ference (mm)		Tyre load capacity (kg) at tyre pressure (bar) 4.0	4.5	5.0	5.5	6.0	6.5	7.0	7.5	8.0	8.5	9.0	Speed (km/h)
385/65 R 22.5 (15 R 22.5)	161 F	AR-01 TL	11.75×22.5	389	1 072	485	3 248				2 600	2 800	3 000	3 200	3 400	3 600	3 850	4 100	**4 625**	80
											2 795	3 010	3 225	3 440	3 655	3 870	4 140	4 410	4 970	65
											2 910	3 135	3 360	3 585	3 810	4 030	4 310	4 590	5 180	50
											2 990	3 220	3 450	3 680	3 910	4 140	4 430	4 715	5 319	40
											3 250	3 500	3 750	4 000	4 250	4 500	4 815	5 125	5 781	30
											4 680	5 040	5 400	5 760	6 120	6 480	6 930	7 380	8 325	10
445/65 R 22.5 (18 R 22.5)	169 F	AR-01 TL	14.00×22.5	454	1 150	514	3 484		3 200	3 500	3 800	4 100	4 400	4 700	5 000	5 300	**5 800**			80
									3 440	3 765	4 085	4 410	4 730	5 055	5 375	5 700	6 235			65
									3 585	3 920	4 255	4 590	4 930	5 265	5 600	5 935	6 495			50
									3 680	4 025	4 370	4 715	5 060	5 405	5 750	6 095	6 670			40
									4 000	4 375	4 750	5 125	5 500	5 875	6 250	6 625	7 250			30
									5 760	6 300	6 840	7 380	7 920	8 460	9 000	9 540	10 440			10

Variation in load capacity with speed dependence

AR-01, AR-02

Speed	0	5	10	15	20	25	30	35	40
Speed category D	+95%	+87%	+75%	+60%	+50%	+40%	+35%	+30%	+24%
Speed category F	+150%	+110%	+80%	+65%	+50%	+35%	+25%	+19%	+15%

Speed	45	50	55	60	65	70	75	80	
Speed category D	+17%	+11%	+7%	+3%	(0)	–	–	–	
Speed category F	+13%	+12%	+11%	+10%	+7.5%	+5%	+2.5%	(0)	

NEW

AF-01 and TL-01 – Heavy-duty agroforestry tractor tyres for the toughest conditions

- **High resistance to puncture** thanks to reinforced construction and durable tread compound
- **Great traction** due to specially developed tread pattern
- **Very good self-cleaning properties** for better grip and less slip
- **High load capability** and transport properties
- **Suitable for a wide range of uses in forestry** and for heavy agricultural work

Puncture resistance comparison

Thanks to reinforced construction, the radial force needed to puncture the AF-01 tyre is 35 % higher than in the case of the standard tractor drive tyre Mitas TD-19.

Radial force needed to puncture AF-01 and TD-19

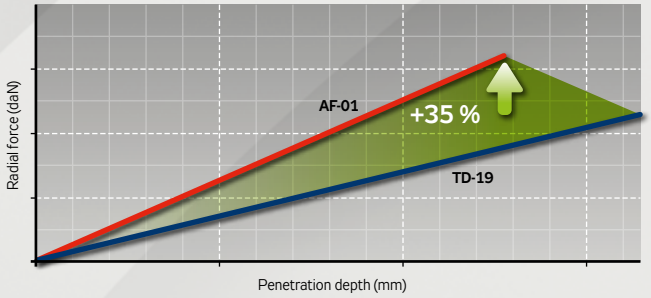

Compared tyres:
Mitas AF-01 460/85 – 34 (18.4 – 34) and Mitas TD-19 18.4 – 34

AF-01, TL-01 technical data and load capacities

Tyre size	Service description LI/SS	Tread pattern Type	Rim (permitted)	Tube	Section width (mm)	Overall diameter (mm)	Loaded static radius (mm)	Rolling circumference (mm)	Speed radius index	Water 75% (l)	Tyre load capacity (kg) at tyre pressure (bar)							Speed (km/h)
											1.0	1.2	1.3	1.8	2.0	2.4	2.8	
380/85–24 (14.9–24)	137 A8 (134 B)	AF-01 TT	**W 13** W 11 W 12	14.9–24	377 357 367	1 244	565	3 748	600	150	1 285	1 450	1 750	1 850	1 945	2 120		50
											1 425	1 600	1 950	2 050	2 140	**2 300**		40
											1 525	1 710	2 085	2 195	2 290	2 460		30
											1 875	2 085	2 505	2 715	2 925	3 170	3 370	10
380/85–28 (14.9–28)	139 A8 (136 B)	AF-01 TT	**W 13** W 11 W 12	14.9–28	386 366 376	1 354	612	4 056	650	190	1 385	1 550	1 900	2 005	2 095	2 240		50
											1 510	1 700	2 060	2 170	2 270	**2 430**		40
											1 615	1 820	2 205	2 325	2 430	2 600		30
											1 980	2 210	2 655	2 875	3 000	3 360	3 585	10
16.9–30	12 PR 143 A6 (135 A8)	TL-01 TT	**W 15 L** W 14 L	16.9–30	429	1 485	685	4 390	700	240	1 310	1 525	1 850	1 960	2 070	2 180		40
											1 635	1 905	2 315	2 450	2 585	**2 725**		30
											1 960	2 290	2 780	2 940	3 105	3 270		20
											2 290	2 670	3 240	3 430	3 625	3 815	4 060	10
420/85–34 (16.9–34)	147 A8 (144 B)	AF-01 TT	**W 13** W 14 L W 15 L	16.9–34	425 435 445	1 582	719	4 730	750	265	1 775	2 000	2 430	2 550	2 650	2 800		50
											1 940	2 180	2 650	2 785	2 900	**3 075**		40
											2 075	2 335	2 835	2 980	3 100	3 290		30
											2 550	2 840	3 410	3 695	3 975	4 300	4 555	10
460/85–34 (18.4–34)	152 A8 (149 B)	AF-01 TT	**W 15 L** W 14 L W 16 L	18.4–34	443 433 453	1 643	749	4 930	775	350	2 020	2 300	2 800	2 940	3 060	3 250		50
											2 225	2 500	3 075	3 225	3 355	**3 550**		40
											2 380	2 675	3 290	3 450	3 590	3 800		30
											2 925	3 255	3 925	4 265	4 615	4 980	5 270	10

30 km/h (up to 40 km/h) load values also apply for low-speed high-torque field work.
For intensive road transport at 50/40/30 km/h the pressure must be increased by 0.4 bar. Maximum inflation pressure should never be exceeded.
All load values are valid for ground slopes up to and including 20% (11°). When operating on slopes greater than 20%, contact the producer.
TT = Tube Type

TD series – tractor drive diagonal tyres

for tractors and other self-propelled agricultural machinery

Great traction

TD-02

Universal tread pattern with excellent traction for a wide range of applications.

Agricultural + industrial use

TD-01

Durable traction pattern, also suitable for industrial use.

23 º inclined blocks

TD-05

Unique tread pattern with 23 degree inclined blocks for better traction and self-cleaning properties. The reinforced shoulder prevents side-slipping and helps overall tyre strength.

Classic design

TD-13

A classic design for tractors, well-tested and proven.

Very deep tread lugs

TD-17

Pattern featuring increased tread lug depth giving better traction and less slip in difficult conditions.

Increased rib center

TD-19

Traction tread pattern with larger rib surface in the central part.

TD Technical data and load capacities

Tyre size	Tread pattern	Type	Rim (permitted)	Tube	Section width (mm)	Overall diameter (mm)	Loaded static radius (mm)	Rolling circum-ference (mm)		Ply rating PR	Service de-scription LI/SS	Tyre load capacity (kg) at speed (km/h) 10	20	30	40	Tyre pressure (bar)
8.3–20	TD-13	TT	W 7 (W 6)	8.3–20	211	895	416	2 640		**6 PR**	104/92 A8	530 660 785 915	465 580 695 810	410 510 610 710	370 460 550 **630**	0.8 1.2 1.6 **2.0**
8.3–24	TD-02	TT	W 7 (W 6)	8.3–24/ 9.5–24	211	995	470	2 935		**6 PR**	100 A6 (93 A8)	855 940 1 030 1 120	730 800 880 960	610 670 735 800	490 540 590 **650**	1.5 1.8 2.1 **2.4**
9.5–24	TD-02	TT	W 8 (W 7)	8.3–24/ 9.5–24	241	1 050	495	3 095		**8 PR**	112 A6 (104 A8)	1 220 1 330 1 465 1 570	1 045 1 140 1 255 1 345	870 950 1 045 1 120	700 760 840 **900**	1.8 2.1 2.5 **2.8**
11.2–24	TD-02	TT	W 10 (W 9)	11.2–24	284	1 105	520	3 300		**8 PR**	116 A6 (108 A8)	1 330 1 485 1 620 1 750	1 140 1 270 1 385 1 500	950 1 060 1 155 1 250	760 850 925 **1 000**	1.5 1.8 2.1 **2.4**
11.2–24	TD-19	TT	W 10 (W 9)	11.2–24	284	1 105	520	3 300		**8 PR**	116 A6 (108 A8)	1 330 1 485 1 620 1 750	1 140 1 270 1 385 1 500	950 1 060 1 155 1 250	760 850 925 **1 000**	1.5 1.8 2.1 **2.4**
11.2–24	TD-19	TL	W 10 (W 9)	(11.2–24)	284	1 105	520	3 300		**10 PR**	119 A8	1 970 2 040	1 450 1 510	1 400 1 460	1 310 **1 360**	2.8 **3.0**
12.4–24	TD-02	TT	W 11 (W 9, W 10)	12.4–24	315	1 160	539	3 473		**8 PR**	120 A6 (112 A8)	1 580 1 700 1 835 1 960	1 355 1 460 1 570 1 680	1 130 1 215 1 310 1 400	905 970 1 050 **1 120**	1.5 1.7 2.0 **2.3**
12.4–24	TD-19	TT	W 11 (W 9, W 10)	12.4–24	315	1 160	539	3 473		**8 PR**	120 A6 (112 A8)	1 580 1 700 1 835 1 960	1 355 1 460 1 570 1 680	1 130 1 215 1 310 1 400	905 970 1 050 **1 120**	1.5 1.7 2.0 **2.3**
12.4–24	TD-19	TL	W 11 (W 9, W 10)	(12.4–24)	315	1 160	539	3 473		**12 PR**	128 A8	2 420 2 520 2 610 2 700	1 790 1 860 1 930 2 000	1 720 1 800 1 860 1 930	1 610 1 680 1 740 **1 800**	2.9 3.1 3.3 **3.5**
14.9–24	TD-02	TL	W 13 (W 11, W 12)	(14.9–24)	378	1 265	581	3 795		**6 PR**	123 A6 (116 A8)	1 795 1 990 2 170	1 535 1 705 1 860	1 280 1 420 1 550	1 025 1 135 **1 250**	1.0 1.2 **1.4**
14.9–24	TD-02	TT	W 13 (W 11, W 12)	14.9–24	378	1 265	581	3 795		**8 PR**	128 A6 (121 A8)	2 345 2 520	2 010 2 160	1 675 1 800	1 340 **1 450**	1.6 **1.8**

TD Technical data and load capacities

Tyre size	Tread pattern	Type	Rim (permitted)	Tube	Section width (mm)	Overall diameter (mm)	Loaded static radius (mm)	Rolling circum-ference (mm)		Ply rating PR	Service de-scription LI/SS	Tyre load capacity (kg) at speed (km/h)				Tyre pressure (bar)
												10	20	30	40	
14.9–24	TD-19	TT	W 13 (W 11, W 12)	14.9–24	378	1 265	581	3 795				1 990	1 705	1 420	1 135	1.2
												2 170	1 860	1 550	1 250	1.4
												2 345	2 010	1 675	1 340	1.6
										8 PR	128 A6 (121 A8)	2 520	2 160	1 800	**1 450**	**1.8**
16.9–24	TD-02	TT	W 15 L (W 14 L)	16.9–24	429	1 335	620	3 940				2 240	1 920	1 600	1 280	1.1
												2 450	2 100	1 750	1 400	1.3
												2 665	2 285	1 905	1 525	1.5
										8 PR	133 A6 (125 A8)	2 885	2 470	2 060	**1 650**	**1.7**
16.9–24	TD-13	TT	W 15 L (W 14 L)	16.9–24	429	1 335	620	3 940				2 240	1 920	1 600	1 280	1.1
												2 450	2 100	1 750	1 400	1.3
												2 665	2 285	1 905	1 525	1.5
										8 PR	133 A6 (125 A8)	2 885	2 470	2 060	**1 650**	**1.7**
18.4–26	TD-19	TL	W 16 L (W 15 L)	(18.4–26)	467	1 450	663	4 285				4 785	3 470	3 380	3 190	1.9
												5 430	3 940	3 830	3 620	2.2
										12 PR	156 A8	6 000	4 360	4 160	**4 000**	**2.5**
23.1–26	TD-01	TL	DW 20	(23.1–26)	587	1 605	760	4 720				4 350	3 565	3 100	2 900	1.1
												4 875	4 000	3 480	3 250	1.4
												5 475	4 490	3 905	3 650	1.7
										14 PR	156 A8	6 000	4 920	4 280	**4 000**	**2.0**
11.2–28	TD-02	TT	W 10 (W 9)	11.2–28	284	1 205	565	3 555				1 260	1 080	900	720	1.3
												1 415	1 210	1 010	810	1.5
										6 PR	112 A6 (104 A8)	1 570	1 345	1 120	**900**	**1.8**
11.2–28	TD-02	TT	W 10 (W 9)	11.2–28	284	1 205	565	3 555				1 710	1 465	1 220	975	2.1
										8 PR	118 A6 (110 A8)	1 850	1 585	1 320	**1 060**	**2.4**
12.4–28	TD-02	TT	W 11 (W 10)	12.4–28	315	1 260	598	3 750				1 445	1 235	1 030	825	1.1
												1 620	1 385	1 155	925	1.4
												1 800	1 540	1 285	1 030	1.7
												2 005	1 715	1 430	1 145	2.0
										8 PR	123 A6 (116 A8)	2 170	1 860	1 550	**1 250**	**2.3**
12.4–28	TD-19	TT	W 11 (W 10)	12.4–28	315	1 260	598	3 750				1 445	1 235	1 030	825	1.1
												1 620	1 385	1 155	925	1.4
										6 PR	117 A6 (109 A8)	1 800	1 540	1 285	**1 030**	**1.7**
12.4–28	TD-19	TT	W 11 (W 10)	12.4–28	315	1 260	598	3 750				2 005	1 715	1 430	1 145	2.0
												2 170	1 860	1 550	1 250	2.3
												2 335	2 000	1 650	1 335	2.5
										10 PR	128 A6 (121 A8)	2 535	2 175	1 790	**1 450**	**2.8**
13.6–28	TD-19	TT	W 12 (W 11)	13.6–28	345	1 310	612	3 853				1 570	1 345	1 120	895	1.0
												1 720	1 475	1 230	985	1.2
												1 875	1 610	1 340	1 070	1.4
										6 PR	121 A6 (113 A8)	2 030	1 740	1 450	**1 150**	**1.6**

TD Technical data and load capacities

Tyre size	Tread pattern	Type	Rim (permitted)	Tube	Section width (mm)	Overall diameter (mm)	Loaded static radius (mm)	Rolling circum-ference (mm)		Ply rating PR	Service de-scription LI/SS	Tyre load capacity (kg) at speed (km/h)				Tyre pressure (bar)
												10	20	30	40	
14.9–28	TD-19	TT	W 13 (W 12)	14.9–28	378	1 365	627	4 113		**8 PR**	130 A6 (122 A8)	1 905 2 115 2 395 2 660	1 630 1 810 2 050 2 280	1 360 1 510 1 710 1 900	1 090 1 210 1 370 **1 500**	1.0 1.2 1.5 **1.8**
16.9–28	TD-02	TT	W 15 L (W 14 L)	16.9–28	429	1 435	670	4 235		**8 PR**	135 A6 (127 A8)	2 355 2 730 3 055	2 015 2 340 2 615	1 680 1 950 2 180	1 345 1 560 **1 750**	1.1 1.4 **1.7**
16.9–28	TD-02	TT	W 15 L (W 14 L)	16.9–28	429	1 435	670	4 235		**10 PR**	139 A6 (131 A8)	3 305 3 400	2 830 2 915	2 360 2 430	1 890 **1 950**	1.9 **2.0**
16.9–28	TD-13	TT	W 15 L (W 14 L)	16.9–28	429	1 435	670	4 235		**8 PR**	135 A6 (127 A8)	2 355 2 730 3 055	2 015 2 340 2 615	1 680 1 950 2 180	1 345 1 560 **1 750**	1.1 1.4 **1.7**
16.9–28	TD-13	TT	W 15 L (W 14 L)	16.9–28	429	1 435	670	4 235		**10 PR**	139 A6 (131 A8)	3 305 3 400	2 830 2 915	2 360 2 430	1 890 **1 950**	1.9 **2.0**
16.9–30	TD-13	TT	W 15 L (W 14 L)	16.9–30	429	1 485	685	4 390		**8 PR**	137 A6 (129 A8)	2 410 2 885 3 220	2 065 2 470 2 760	1 720 2 060 2 300	1 375 1 650 **1 850**	1.1 1.4 **1.7**
16.9–30	TD-13	TT	W 15 L (W 14 L)	16.9–30	429	1 485	685	4 390		**10 PR**	140 A6 (132 A8)	3 500	3 000	2 500	**2 000**	**2.0**
16.9–30	TD-13	TT	W 15 L (W 14 L)	16.9–30	429	1 485	685	4 390		**12 PR**	143 A6 (135 A8)	3 815	3 270	2 725	**2 180**	**2.3**
16.9–30	TD-17	TT	W 15 L (W 14 L)	16.9–30	429	1 485	685	4 390		**8 PR**	137 A6 (129 A8)	2 410 2 885 3 220	2 065 2 470 2 760	1 720 2 060 2 300	1 375 1 650 **1 850**	1.1 1.4 **1.7**
16.9–30	TD-17	TT	W 15 L (W 14 L)	16.9–30	429	1 485	685	4 390		**10 PR**	140 A6 (132 A8)	3 500	3 000	2 500	**2 000**	**2.0**
18.4–30	TD-02	TT	W 16 L (W 15 L)	16.9–30	467	1 550	714	4 540		**8 PR**	139 A6 (131 A8)	2 645 3 110 3 400	2 270 2 665 2 915	1 890 2 220 2 430	1 515 1 775 **1 950**	0.9 1.2 **1.4**
18.4–30	TD-13	TT	W 16 L (W 15 L)	16.9–30	467	1 550	714	4 540		**8 PR**	139 A6 (131 A8)	2 645 3 110 3 400	2 270 2 665 2 915	1 890 2 220 2 430	1 515 1 775 **1 950**	0.9 1.2 **1.4**
18.4–30	TD-13	TT	W 16 L (W 15 L)	16.9–30	467	1 550	714	4 540		**12 PR**	149 A6 (141 A8)	4 355 4 550	3 730 3 900	3 110 3 250	2 490 **2 575**	2.1 **2.3**
18.4–30	TD-13	TT	W 16 L (W 15 L)	16.9–30	467	1 550	714	4 540		**14 PR**	152 A6 (144 A8)	4 745 4 970	4 070 4 260	3 390 3 550	2 710 **2 800**	2.5 **2.7**
9.5–32	TD-13	TT	W 8 (W 7)	9.5–32	241	1 250	597	3 695		**6 PR**	110 A6 (102 A8)	1 190 1 290 1 390 1 480	1 020 1 100 1 190 1 270	850 920 990 1 060	680 740 790 **850**	1.5 1.7 1.9 **2.1**

TD Technical data and load capacities

Tyre size	Tread pattern	Type	Rim (permitted)	Tube	Section width (mm)	Overall diameter (mm)	Loaded static radius (mm)	Rolling circum-ference (mm)		Ply rating PR	Service de-scription LI/SS	Tyre load capacity (kg) at speed (km/h)				Tyre pressure (bar)
												10	20	30	40	
12.4–32	TD-13	TT	W 11 (W 9, W 10)	12.4–32	315	1 360	633	3 975				1 490	1 275	1 065	850	1.1
												1 625	1 390	1 160	930	1.3
												1 755	1 505	1 255	1 005	1.5
										6 PR	119 A6 (111 A8)	1 905	1 630	1 360	**1 090**	**1.7**
16.9–34	TD-02	TT	W 15 L (W 14 L)	16.9–34	429	1 585	724	4 680				2 620	2 245	1 870	1 495	1.1
												3 010	2 580	2 150	1 720	1.4
										8 PR	139 A6 (131 A8)	3 400	2 915	2 430	**1 950**	**1.7**
16.9–34	TD-02	TT	W 15 L (W 14 L)	16.9–34	429	1 585	724	4 680		**10 PR**	142 A6 (134 A8)	3 710	3 180	2 650	**2 120**	**2.0**
16.9–34	TD-17	TT	W 15 L (W 14 L)	16.9–34	429	1 585	724	4 680				2 620	2 245	1 870	1 495	1.1
												3 010	2 580	2 150	1 720	1.4
										8 PR	139 A6 (131 A8)	3 400	2 915	2 430	**1 950**	**1.7**
18.4–34	TD-02	TT	W 16 L (W 15 L)	16.9–34 18.4–34	467	1 650	770	4 865				3 050	2 615	2 180	1 745	1.0
												3 380	2 900	2 415	1 930	1.2
												3 710	3 180	2 650	2 120	1.4
												3 955	3 390	2 825	2 260	1.6
												4 200	3 600	3 000	2 430	1.8
												4 580	3 925	3 270	2 620	2.1
										12 PR	151 A6 (144 A8)	4 830	4 140	3 450	**2 800**	**2.3**
18.4–34	TD-19	TT	W 16 L (W 15 L)	16.9–34 18.4–34	467	1 650	770	4 865				3 050	2 615	2 180	1 745	1.0
												3 380	2 900	2 415	1 930	1.2
										8 PR	142 A6 (134 A8)	3 710	3 180	2 650	**2 120**	**1.4**
18.4–34	TD-19	TT	W 16 L (W 15 L)	16.9–34 18.4–34	467	1 650	770	4 865				3 955	3 390	2 825	2 260	1.6
										10 PR	146 A6 (139 A8)	4 200	3 600	3 000	**2 430**	**1.8**
18.4–34	TD-19	TT	W 16 L (W 15 L)	16.9–34 18.4–34	467	1 650	770	4 865				4 580	3 925	3 270	2 620	2.1
										12 PR	151 A6 (144 A8)	4 830	4 140	3 450	**2 800**	**2.3**
12.4–36	TD-13	TT	W 11 (W 10)	12.4–36	315	1 465	685	4 330				1 610	1 380	1 150	920	1.1
												1 750	1 500	1 250	1 000	1.3
												1 890	1 620	1 350	1 080	1.5
										6 PR	121 A6 (113 A8)	2 030	1 740	1 450	**1 150**	**1.7**
12.4–36	TD-13	TT	W 11 (W 10)	12.4–36	315	1 465	685	4 330				2 610	2 240	1 865	1 490	2.7
												2 750	2 360	1 965	1 570	2.9
												2 900	2 485	2 070	1 655	3.1
										12 PR	135 A6 (127 A8)	3 050	2 615	2 180	**1 750**	**3.3**
13.6–36	TD-13	TT	W 12 (W 11)	13.6–36	345	1 515	698	4 447				1 625	1 390	1 160	930	0.9
												1 895	1 625	1 355	1 085	1.2
												2 080	1 780	1 485	1 190	1.4
										6 PR	125 A6 (118 A8)	2 310	1 980	1 650	**1 320**	**1.6**

TD Technical data and load capacities

Tyre size	Tread pattern	Type	Rim (permitted)	Tube	Section width (mm)	Overall diameter (mm)	Loaded static radius (mm)	Rolling circum-ference (mm)		Ply rating PR	Service de-scription LI/SS	Tyre load capacity (kg) at speed (km/h)				Tyre pressure (bar)
												10	20	30	40	
12.4–38	TD-17	TT	W 11 (W 10)	12.4–38	320	1 515	719	4 514				2 070	1 775	1 480	1 185	1.7
												2 200	1 885	1 570	1 255	1.9
												2 325	1 990	1 660	1 330	2.1
										8 PR	127 A6 (120 A8)	2 450	2 100	1 750	**1 400**	**2.3**
13.6–38	TD-02	TT	W 12 (W 11)	13.6–38	345	1 565	740	4 615				1 695	1 450	1 210	970	0.9
												2 015	1 730	1 440	1 150	1.2
												2 200	1 885	1 570	1 255	1.4
										6 PR	126 A6 (119 A8)	2 380	2 040	1 700	**1 360**	**1.6**
13.6–38	TD-13	TT	W 12 (W 11)	13.6–38	345	1 565	740	4 670				1 695	1 450	1 210	970	0.9
												2 015	1 730	1 440	1 150	1.2
												2 200	1 885	1 570	1 255	1.4
										6 PR	126 A6 (119 A8)	2 380	2 040	1 700	**1 360**	**1.6**
13.6–38	TD-13	TT	W 12 (W 11)	13.6–38	345	1 565	740	4 670				2 920	2 500	2 085	1 670	2.9
												3 075	2 635	2 195	1 755	3.1
												3 235	2 770	2 310	1 850	3.3
										14 PR	139 A6 (131 A8)	3 400	2 915	2 430	**1 950**	**3.5**
14.9–38	TD-05	TT	W 13 (W 12)	14.9–38	380	1 640	760	4 838				2 190	1 880	1 565	1 250	1.0
												2 380	2 040	1 700	1 360	1.2
										6 PR	129 A6 (122 A8)	2 590	2 220	1 850	**1 480**	**1.4**
15.5–38	TD-05	TT	W 14 L	15.5–38	394	1 580	745	4 661				2 470	2 120	1 765	1 400	1.4
												2 655	2 275	1 895	1 520	1.6
										8 PR	133 A6 (125 A8)	2 885	2 475	2 060	**1 650**	**1.8**
16.9–38	TD-13	TT	W 15 L (W 14 L)	16.9–38	429	1 685	795	5 091				2 620	2 245	1 870	1 495	1.0
												3 050	2 615	2 180	1 745	1.3
												3 325	2 850	2 375	1 900	1.5
										8 PR	141 A6 (133 A8)	3 605	3 090	2 575	**2 060**	**1.7**
18.4–38	TD-19	TT	W 16 L (W 15 L)	18.4–38	467	1 750	814	5 216				3 025	2 590	2 160	1 730	0.9
												3 485	2 990	2 490	1 990	1.2
										8 PR	143 A6 (135 A8)	3 815	3 270	2 725	**2 180**	**1.4**

30 km/h (up to 40 km/h) load values also apply for low-speed high-torque field work.
For intensive road transport at 40/30 km/h the pressure must be increased by 0.4 bar. Maximum inflation pressure should never be exceeded.
For harvesting machines and front-end loader tractor application the Inflation Pressure must be increased by 0.4 bar.
All load values are valid for ground slopes up to and including 20 % (11°). When operating on slopes greater than 20 %, contact the producer.
TL = Tubeless
TT = Tube Type

Variation in load capacity with speed dependence

Tractor Radial & Diagonal

Speed (km/h)		0	5	10	15	20	25	30	35
Speed category	A6	+130%	+70%	+40%	+30%	+20%	+7%	(0)	−10%
	A8	+130%	+70%	+50%	+34%	+23%	+11%	+7%	+3%
	D	+130%	+70%	+40%	+34%	+23%	+18.5%	+15%	+12%

Speed (km/h)		40	45	50	55	60	65	70	
Speed category	A6	−20%	–	–	–	–	–	–	
	A8	(0)	−4%	−9%	–	–	–	–	
	D	+9.5%	+7%	+5%	+3%	+1.5%	(0)	−9%	

Water balasting

Tyre size	Water (l)
8.3–20	45
8.3–24	50
9.5–24	60
11.2–24	70
12.4–24	80
14.9–24	150
16.9–24	210
18.4–26	305
23.1–26	470
11.2–28	90
12.4–28	110
13.6–28	140
14.9–28	180
16.9–28	220
16.9–30	240
18.4–30	320
9.5–32	80
12.4–32	140
16.9–34	250
18.4–34	330
12.4–36	150
12.4–38	170
13.6–38	190
14.9–38	220
15.5–38	245
16.9–38	280
18.4–38	370

Equivalent sizes with respect to overall diameter

Standard	85% Series	70% Series	65% Series
11.2 R 24	280/85 R 24	320/70 R 24	
12.4 R 24	320/85 R 24		420/65 R 24
13.6 R 24	340/85 R 24	380/70 R 24	440/65 R 24
14.9 R 24	380/85 R 24	420/70 R 24	480/65 R 24
16.9 R 24	420/85 R 24	480/70 R 24	540/65 R 24
11.2 R 28	280/85 R 28		
12.4 R 28	320/85 R 28		
13.6 R 28	340/85 R 28	380/70 R 28	440/65 R 28
14.9 R 28	380/85 R 28	420/70 R 28	480/65 R 28
16.9 R 28	420/85 R 28	480/70 R 28	540/65 R 28
14.9 R 30	380/85 R 30		
16.9 R 30	420/85 R 30	480/70 R 30	540/65 R 30
18.4 R 30	460/85 R 30		
12.4 R 32	320/85 R 32		
16.9 R 34	420/85 R 34	480/70 R 34	540/65 R 34
18.4 R 34	460/85 R 34	520/70 R 34	600/65 R 34
13.6 R 36	340/85 R 36		
13.6 R 38	340/85 R 38		
16.9 R 38	420/85 R 38	480/70 R 38	540/65 R 38
18.4 R 38	460/85 R 38	520/70 R 38	600/65 R 38
20.8 R 38	520/85 R 38	580/70 R 38	650/65 R 38
20.8 R 42	520/85 R 42	710/70 R 38	650/65 R 42



IM series – implement non-traction tyres
with great transportation properties

Drive wheels applicable

IM-01

Tested and proven tread pattern for transportation, also suitable for powered wheels.

Drive wheels applicable

IM-02

Tread pattern with excellent traction for a wide range of applications.

IM-03

A classic implement design for universal use.

Classic design

IM-04

Modern universal tread pattern suitable for a wide range of agricultural uses.

IM-06

Ribbed pattern for all sorts of applications.

Suitable for meadowland

IM-07

Pattern with rolling rib profile without any lateral tread elements. Suitable for meadowland use or soil cultivation.

Suitable for meadowland

IM-08

Ribbed pattern without any lateral tread elements, suitable for meadowland use and transport service.

Low ground pressure

IM-09

Traction pattern with strong side lugs. Low inflation pressure for reduced soil compaction.

IM-10

Ribbed pattern without any lateral tread elements. Suitable for soil cultivation and for light transport applications.

IM technical data and load capacities

Tyre size	Tread pattern	Type	Rim (permitted)	Tube Flap	Section width (mm)	Overall diameter (mm)	Loaded static radius (mm)	Rolling circum-ference (mm)		Ply rating PR	Service description LI/SS	Tyre load capacity (kg) at speed (km/h) 10	20	30	40	50	Tyre pressure (bar)
4.00–10	IM-06	TT	3.00D×10	4.00–10	114	465	230	1 365		**4 PR**	62 A6	200 240 285 325 340	175 210 250 285 300	155 185 220 250 **265**	140 165 200 225 240		1.00 1.50 2.00 2.50 **2.75**
10.0/80–12	IM-04	TT/TL	9.00×12 (7.00×12)	10.0/80–12	264	710	316	2 085		**8 PR**	112 A8	1 175 1 225 1 330 1 360 1 450 1 570	1 060 1 105 1 200 1 220 1 305 1 410	940 980 1 065 1 085 1 160 1 255	840 875 950 970 1 035 **1 120**	755 790 855 875 930 1 010	1.75 2.00 2.30 2.50 2.75 **3.10**
10.0/80–12	IM-04	TL	9.00×12 (7.00×12)	10.0/80–12	264	710	316	2 085		**10 PR**	117 A8	1 650 1 745 1 800	1 485 1 570 1 620	1 320 1 395 1 440	1 180 1 245 **1 285**	1 060 1 120 1 155	3.40 3.70 **3.90**
10.0/80–12	IM-08	TL	9.00×12 (7.00×12)	10.0/80–12	264	735	335	2 160		**8 PR**	112 A8	1 175 1 225 1 330 1 360 1 450 1 570	1 060 1 105 1 200 1 220 1 305 1 410	940 980 1 065 1 085 1 160 1 255	840 875 950 970 1 035 **1 120**	755 790 855 875 930 1 010	1.75 2.00 2.30 2.50 2.75 **3.10**
200/60–14.5	IM-10	TT/TL	6.75×14.5		200	620	285	1 823		**10 PR**	102 A8	600 720 805 880 960 1 035 1 115 1 190	540 650 725 795 865 930 1 000 1 070	480 575 645 705 765 830 890 950	430 515 575 630 685 740 795 **850**	390 465 520 565 615 665 715 765	1.50 2.00 2.50 3.00 3.50 4.00 4.50 **5.00**
10.0/75–15.3	IM-04	TT/TL	9.00×15.3	10–15 HS 10/75–15	264	760	351	2 235		**10 PR**	122 A8	1 665 1 850 1 975 2 100	1 500 1 665 1 775 1 890	1 335 1 480 1 580 1 680	1 190 1 320 1 410 **1 500**	1 070 1 190 1 270 1 350	2.50 3.00 3.50 **4.00**
10.0/75–15.3	IM-04	TT/TL	9.00×15.3	10–15 HS 10/75–15	264	760	351	2 235		**12 PR**	125 A8	2 240 2 310	2 015 2 080	1 790 1 850	1 600 **1 650**	1 440 1 485	4.50 **4.75**
10.0/75–15.3	IM-04	TT/TL	9.00×15.3	10–15 HS 10/75–15	264	760	351	2 235		**14 PR** *	130 A8	2 430 2 660	2 185 2 395	1 945 2 130	1 735 **1 900**	1 560 1 710	5.00 **5.50**
10.0/75–15.3	IM-04	TL	9.00×15.3	10–15 HS 10/75–15	264	760	351	2 235		**18 PR** *	143 A8	3 025 3 380 3 815	2 720 3 045 3 435	2 420 2 705 3 050	2 160 2 415 **2 725**	1 945 2 175 2 455	6.00 6.50 **7.10**

IM technical data and load capacities

Tyre size	Tread pattern	Type	Rim (permitted)	Tube Flap	Section width (mm)	Overall diameter (mm)	Loaded static radius (mm)	Rolling circum-ference (mm)		Ply rating PR	Service description LI/SS	Tyre load capacity (kg) at speed (km/h)					Tyre pressure (bar)
												10	20	30	40	50	
11.5/80–15.3	IM-04	TT/TL	9.00×15.3	11.5/80–15	290	845	386	2 485				2 065	1 860	1 650	1 475	1 330	2.50
												2 430	2 185	1 945	1 735	1 565	3.00
										10 PR	130 A8	2 660	2 395	2 130	**1 900**	1 710	**3.50**
11.5/80–15.3	IM-04	TT/TL	9.00×15.3	11.5/80–15	290	845	386	2 485				2 815	2 535	2 250	2 010	1 810	3.75
										12 PR	134 A8	2 970	2 670	2 375	**2 120**	1 910	**4.00**
11.5/80–15.3	IM-04	TT/TL	9.00×15.3	11.5/80–15	290	845	386	2 485				3 260	2 935	2 610	2 330	2 095	4.50
										14 PR	139 A8	3 400	3 060	2 720	**2 430**	2 185	**4.75**
11.5/80–15.3	IM-04	TT/TL	9.00×15.3	11.5/80–15	290	845	386	2 485				3 470	3 125	2 780	2 480	2 230	5.00
										16 PR *	141 A8	3 605	3 245	2 885	**2 575**	2 320	**5.40**
12.5/80–15.3	IM-04	TL	9.00×15.3		307	889	436	2 615				2 920	2 625	2 335	2 085	1 875	3.25
												3 110	2 795	2 485	2 220	2 000	3.50
												3 305	2 975	2 645	2 360	2 125	3.70
												3 485	3 135	2 790	2 490	2 240	4.00
										14 PR	141 A8	3 605	3 245	2 885	**2 575**	2 320	**4.30**
400/60–15.5	IM-07	TL	13.00×15.5		405	875	380	2 575				2 015	1 815	1 615	1 440	1 295	1.25
												2 185	1 965	1 745	1 560	1 405	1.50
												2 520	2 270	2 015	1 800	1 620	2.00
												2 800	2 520	2 240	2 000	1 800	2.50
												3 150	2 835	2 520	2 250	2 025	3.00
										14 PR	140 A8	3 500	3 150	2 800	**2 500**	2 250	**3.50**
400/60–15.5	IM-07	TL	13.00×15.5		405	875	380	2 575			**145 A8**	4 060	3 650	3 250	**2 900**	2 610	**3.60**
10.50–16	IM-01	TT	7.00I–16 (7.0–401.5)	10.50–16	274	945	432	2 780				2 870	2 585	2 295	2 050	1 845	3.25
												2 970	2 670	2 375	2 120	1 910	3.50
												3 220	2 900	2 575	2 300	2 070	4.00
												3 470	3 125	2 780	2 480	2 230	4.50
												3 710	3 340	2 970	2 650	2 385	5.00
										14 PR	144 A8	3 920	3 530	3 135	**2 800**	2 520	**5.25**
15.0/55–17	IM-04	TL	13.00×17 (13×17)	15.0/55–17	391	850	410	2 499				2 325	2 090	1 860	1 660	1 495	2.00
												2 595	2 335	2 080	1 855	1 670	2.40
										10 PR	131 A8	2 730	2 455	2 185	**1 950**	1 755	**2.60**
15.0/55–17	IM-04	TL	13.00×17	15.0/55–17	391	850	410	2 499				2 830	2 545	2 260	2 020	1 820	2.80
												2 970	2 670	2 375	2 120	1 910	3.10
												3 050	2 745	2 440	2 180	1 960	3.30
												3 135	2 820	2 510	2 240	2 015	3.50
										14 PR	137 A8	3 220	2 900	2 575	**2 300**	2 070	**3.70**
19.0/45–17	IM-04	TL	16.00×17		491	866	390	2 546				2 605	2 345	2 085	1 860	1 675	2.00
												2 980	2 685	2 385	2 130	1 915	2.50
												3 305	2 975	2 645	2 360	2 125	3.00
												3 625	3 265	2 900	2 590	2 330	3.50
										14 PR	144 A8	3 920	3 530	3 135	**2 800**	2 520	**4.00**

IM technical data and load capacities

Tyre size	Tread pattern	Type	Rim (permitted)	Tube Flap	Section width (mm)	Overall diameter (mm)	Loaded static radius (mm)	Rolling circum-ference (mm)		Ply rating PR	Service description LI/SS	Tyre load capacity (kg) at speed (km/h) 10	20	30	40	50	Tyre pressure (bar)
19.0/45–17	IM-04	TL	16.00×17		491	866	390	2 546				5 110	4 600	4 090	3 650	3 285	4.75
												5 320	4 790	4 255	3 800	3 420	5.00
												5 545	4 990	4 435	3 960	3 565	5.25
										18 PR	157 A8	5 775	5 195	4 620	**4 125**	3 715	**5.50**
500/50–17	IM-07	TL	16.00×17		500	940	420	2 763				3 330	3 000	2 665	2 380	2 140	2.00
												3 815	3 435	3 050	2 725	2 455	2.50
												4 200	3 780	3 360	3 000	2 700	3.00
										14 PR	149 A8	4 550	4 095	3 640	**3 250**	2 925	**3.50**
500/50–17	IM-07	TL	16.00×17		500	940	420	2 763				4 985	4 485	3 985	3 560	3 200	4.00
										18 PR	155 A8	5 425	4 880	4 340	**3 875**	3 490	**4.40**
12.5/80–18	IM-03	TT	11×18 (9×18)	12–18 HS 12.5–18	308	965	444	2 840				2 715	2 445	2 175	1 940	1 745	2.25
												2 885	2 595	2 305	2 060	1 855	2.50
												3 305	2 975	2 645	2 360	2 125	3.00
												3 565	3 205	2 850	2 545	2 290	3.50
												3 870	3 485	3 095	2 765	2 490	4.00
										14 PR	145 A8	4 060	3 655	3 250	**2 900**	2 610	**4.25**
12.5/80–18	IM-03	TT	11×18 (9×18)	12–18 HS 12.5–18	308	965	444	2 840				4 145	3 730	3 315	2 960	2 665	4.50
										16 PR	147 A8	4 305	3 875	3 445	**3 075**	2 770	**5.00**
12.5/80–18	IM-04	TT	11×18 (9×18)	12–18 HS 12.5–18	308	965	444	2 840				2 715	2 445	2 175	1 940	1 745	2.25
												2 885	2 595	2 305	2 060	1 855	2.50
												3 305	2 975	2 645	2 360	2 125	3.00
												3 565	3 205	2 850	2 545	2 290	3.50
												3 870	3 485	3 095	2 765	2 490	4.00
										14 PR	145 A8	4 060	3 655	3 250	**2 900**	2 610	**4.25**
12.5/80–18	IM-04	TT	11×18 (9×18)	12–18 HS 12.5–18	308	965	444	2 840				4 145	3 730	3 315	2 960	2 665	4.50
										16 PR	147 A8	4 305	3 875	3 445	**3 075**	2 770	**5.00**
13.0/65–18	IM-04	TT	11×18	13.0/65–18	336	890	412	2 615				2 270	2 040	1 815	1 620	1 460	2.00
												2 575	2 320	2 060	1 840	1 655	2.50
												2 885	2 595	2 305	2 060	1 855	3.00
												3 220	2 900	2 575	2 300	2 070	3.50
												3 400	3 060	2 720	2 430	2 185	4.00
												3 605	3 245	2 885	2 575	2 320	4.50
										16 PR	143 A8	3 815	3 435	3 050	**2 725**	2 455	**5.00**
13.00–18	IM-02	TT	9A×18	12.00–18	370	1 128	514	3 315				3 555	3 200	2 845	2 540	2 285	2.50
												4 200	3 780	3 360	3 000	2 700	3.00
										12 PR	150 A8	4 690	4 220	3 750	**3 350**	3 015	**3.50**
13.00–18	TO 2	TT/TL	9A×18	12.00–18	370	1 128	514	3 315				5 040	4 535	4 030	3 600	3 240	4.00
											140 K	5 600	5 040	4 480	**4 000**	3 600	**4.50**

IM technical data and load capacities

Tyre size	Tread pattern	Type	Rim (permitted)	Tube Flap	Section width (mm)	Overall diameter (mm)	Loaded static radius (mm)	Rolling circum-ference (mm)		Ply rating PR	Service description LI/SS	Tyre load capacity (kg) at speed (km/h) 10	20	30	40	50	Tyre pressure (bar)
14.5/80 – 18	IM-03	TT	11 × 18 (12 × 18)	14.5/80 – 18	372	1 045	475	3 075				2 850	2 565	2 280	2 035	1 830	1.50
												3 310	2 980	2 650	2 365	2 130	2.00
												3 765	3 390	3 015	2 690	2 420	2.50
												4 215	3 795	3 370	3 010	2 710	3.00
												4 660	4 195	3 730	3 330	2 995	3.50
												5 125	4 610	4 100	3 660	3 295	4.00
										12 PR	155 A8	5 425	4 885	4 340	**3 875**	3 490	**4.25**
500/60 – 22.5	IM-09	TL	16.00 × 22.5		503	1 172	511	3 446				3 955	3 560	3 165	2 825	2 545	1.50
												4 390	3 950	3 510	3 135	2 820	1.80
												4 825	4 340	3 860	3 445	3 100	2.10
												5 250	4 725	4 200	3 750	3 375	2.40
												5 690	5 120	4 555	4 065	3 660	2.70
										16 PR	159 A8	6 125	5 515	4 900	**4 375**	3 940	**3.00**
550/60 – 22.5	IM-09	TL	16.00 × 22.5		537	1 232	534	3 622				4 780	4 305	3 825	3 415	3 075	1.50
												5 125	4 610	4 100	3 660	3 295	1.70
												5 455	4 910	4 360	3 895	3 505	1.90
												5 775	5 200	4 620	4 125	3 715	2.10
												6 235	5 615	4 990	4 455	4 010	2.40
												6 530	5 880	5 225	4 665	4 200	2.60
										16 PR	163 A8	6 825	6 145	5 460	**4 875**	4 390	**2.80**

* Reinforced version also available (REINFORCED)

For a non-standard version, please contact a producer.
These tyres are for normal agricultural use and not for continuous highway service.
TL = Tubeless
TT = Tube Type

TR series – implement traction tyres
for wide agricultural application

Great traction

TR-01

Tread pattern with excellent traction, suitable for all self-propelled machines, agricultural loaders, small dump trucks and telescopic loaders.

Universal application

TR-03

Universal traction pattern for different agricultural applications.

TR-04

All-round tread pattern with great traction for a wide range of agricultural uses.

Low ground pressure

TR-08

Flotation pattern with reduced soil compaction due to low inflation pressure. Great traction, breaking performance and lateral stability.

TR-09

Traction pattern suitable for front wheels of back-hoe loaders and wheel loaders.

Agricultural + industrial use

TR-10

Tread pattern suitable above all for bigger skid-steer loaders or self-propelled platforms. Recommended also for front wheels of back-hoe loaders.

TR-05

Time proven pattern for agricultural application with very good traction.

Suitable for meadowland

TR-06

Low-profile traction pattern for use in meadowlands, suitable for drive wheels.

Suitable for meadowland

TR-07

Low-profile tread pattern with great traction, recommended for meadowland use.

Great traction

TR-11

Tread pattern with robust lugs, ensuring very good traction. Suitable for loaders and side dumpers.

Agricultural + industrial use

TR-12

Pattern with excellent traction, developed for powered wheels of agricultural and industrial machinery. Applicable for trailed wheels as well.

TR technical data and load capacities

Tyre size	Tread pattern	Type	Rim (permitted)	Tube Flap	Section width (mm)	Overall diameter (mm)	Loaded static radius (mm)	Rolling circum-ference (mm)	Ply rating PR	Service description LI/SS	Tyre load capacity (kg) – free rolling / drive wheel – at speed (km/h)					Tyre press-ure (bar)
											10	20	30	40	50	
31×15.50–15	TR-06	TL	13LB×15		370	760	350	2 235			1 045 / 730	940 / 655	835 / 580	745 / 520	670 / 470	1.00
											1 295 / 910	1 165 / 820	1 035 / 730	925 / 650	835 / 585	1.50
											1 555 / 1 090	1 400 / 985	1 245 / 875	1 110 / 780	1 000 / 700	2.00
											1 805 / 1 265	1 625 / 1 140	1 445 / 1 015	1 290 / 905	1 160 / 815	2.50
									8 PR	121/109 A8	2 030 / 1 440	1 825 / 1 300	1 625 / 1 155	**1 450 / 1 030**	1 305 / 925	**3.00**
31×15.50–15	TR-07	TL	13LB×15		370	760	350	2 235			1 045 / 730	940 / 655	835 / 580	745 / 520	670 / 470	1.00
											1 295 / 910	1 165 / 820	1 035 / 730	925 / 650	835 / 585	1.50
											1 555 / 1 090	1 400 / 985	1 245 / 875	1 110 / 780	1 000 / 700	2.00
											1 805 / 1 265	1 625 / 1 140	1 445 / 1 015	1 290 / 905	1 160 / 815	2.50
									8 PR	121/109 A8	2 030 / 1 440	1 825 / 1 300	1 625 / 1 155	**1 450 / 1 030**	1 305 / 925	**3.00**
10.0/75–15.3	TR-03	TL	9.00×15.3	10–15 HS 10/75–15	264	780	360	2 295			1 665 / 1 210	1 500 / 1 090	1 335 / 970	1 190 / 865	1 070 / 780	2.50
											1 755 / 1 275	1 580 / 1 145	1 405 / 1 020	1 255 / 910	1 130 / 820	2.75
											1 850 / 1 330	1 665 / 1 195	1 480 / 1 065	1 320 / 950	1 190 / 855	3.00
											1 910 / 1 380	1 720 / 1 240	1 530 / 1 105	1 365 / 985	1 230 / 885	3.25
											1 975 / 1 430	1 775 / 1 285	1 580 / 1 140	1 410 / 1 020	1 270 / 920	3.50
									10 PR	122/111 A8	2 100 / 1 525	1 890 / 1 375	1 680 / 1 220	**1 500 / 1 090**	1 350 / 980	**4.00**
10.0/75–15.3	TR-03	TL	9.00×15.3	10–15 HS 10/75–15	264	780	360	2 295			2 170 / 1 570	1 955 / 1 410	1 735 / 1 255	1 550 / 1 120	1 395 / 1 010	4.25
											2 240 / 1 610	2 015 / 1 450	1 790 / 1 290	1 600 / 1 150	1 440 / 1 035	4.50
									12 PR	125/114 A8	2 310 / 1 650	2 080 / 1 485	1 850 / 1 320	**1 650 / 1 180**	1 485 / 1 060	**4.75**
10.0/75–15.3	TR-03	TL	9.00×15.3	10–15 HS 10/75–15	264	780	360	2 295			2 430 / 1 715	2 185 / 1 545	1 945 / 1 370	1 735 / 1 225	1 560 / 1 105	5.00
											2 550 / 1 780	2 295 / 1 600	2 040 / 1 420	1 820 / 1 270	1 640 / 1 145	5.25
									14 PR	130/118 A8	2 660 / 1 850	2 395 / 1 665	2 130 / 1 480	**1 900 / 1 320**	1 710 / 1 190	**5.50**
10.0/75–15.3	TR-04	TT/TL	9.00×15.3	10–15 HS 10/75–15	264	780	360	2 295			1 665 / 1 210	1 500 / 1 090	1 335 / 970	1 190 / 865	1 070 / 780	2.50
											1 755 / 1 275	1 580 / 1 145	1 405 / 1 020	1 255 / 910	1 130 / 820	2.75
									8 PR	118/106 A8	1 850 / 1 330	1 665 / 1 195	1 480 / 1 065	**1 320 / 950**	1 190 / 855	**3.00**
10.0/75–15.3	TR-04	TT/TL	9.00×15.3	10–15 HS 10/75–15	264	780	360	2 295			1 910 / 1 380	1 720 / 1 240	1 530 / 1 105	1 365 / 985	1 230 / 885	3.25
											1 975 / 1 430	1 775 / 1 285	1 580 / 1 140	1 410 / 1 020	1 270 / 920	3.50
									10 PR	122/111 A8	2 100 / 1 525	1 890 / 1 375	1 680 / 1 220	**1 500 / 1 090**	1 350 / 980	**4.00**
10.0/75–15.3	TR-04	TT/TL	9.00×15.3	10–15 HS 10/75–15	264	780	360	2 295			2 170 / 1 570	1 955 / 1 410	1 735 / 1 255	1 550 / 1 120	1 395 / 1 010	4.25
											2 240 / 1 610	2 015 / 1 450	1 790 / 1 290	1 600 / 1 150	1 440 / 1 035	4.50
									12 PR	125/114 A8	2 310 / 1 650	2 080 / 1 485	1 850 / 1 320	**1 650 / 1 180**	1 485 / 1 060	**4.75**
10.0/75–15.3	TR-04	TT/TL	9.00×15.3	10–15 HS 10/75–15	264	780	360	2 295			2 430 / 1 715	2 185 / 1 545	1 945 / 1 370	1 735 / 1 225	1 560 / 1 105	5.00
											2 550 / 1 780	2 295 / 1 600	2 040 / 1 420	1 820 / 1 270	1 640 / 1 145	5.25
									14 PR	130/118 A8	2 660 / 1 850	2 395 / 1 665	2 130 / 1 480	**1 900 / 1 320**	1 710 / 1 190	**5.50**
11.5/80–15.3	TR-03	TL	9.00×15.3	11.5/80–15	290	867	395	2 550			1 820 / 1 510	1 640 / 1 360	1 455 / 1 210	1 300 / 1 080	1 170 / 970	2.25
											2 065 / 1 580	1 860 / 1 425	1 650 / 1 265	1 475 / 1 130	1 330 / 1 015	2.50
											2 430 / 1 735	2 185 / 1 560	1 945 / 1 390	1 735 / 1 240	1 560 / 1 115	3.00
									10 PR	130/119 A8	2 660 / 1 905	2 395 / 1 715	2 130 / 1 525	**1 900 / 1 360**	1 710 / 1 225	**3.50**

TR technical data and load capacities

Tyre size	Tread pattern	Type	Rim (permitted)	Tube Flap	Section width (mm)	Overall diameter (mm)	Loaded static radius (mm)	Rolling circum-ference (mm)		Ply rating PR	Service description LI/SS	Tyre load capacity (kg) – free rolling / drive wheel – at speed (km/h)					Tyre press-ure (bar)
												10	20	30	40	50	
11.5/80–15.3	TR-03	TT/TL	9.00×15.3	11.5/80–15	290	867	395	2 550				2 970 / 2 170	2 670 / 1 955	2 375 / 1 735	2 120 / 1 550	1 910 / 1 395	4.00
												3 260 / 2 310	2 935 / 2 080	2 610 / 1 850	2 330 / 1 650	2 095 / 1 485	4.50
										14 PR	139/126 A8	3 400 / 2 380	3 060 / 2 140	2 720 / 1 905	**2 430 / 1 700**	2 185 / 1 530	**4.75**
400/60–15.5	TR-08	TL	13.00×15.5		405	875	385	2 575				2 015 / 1 420	1 815 / 1 280	1 615 / 1 135	1 440 / 1 015	1 295 / 915	1.25
												2 185 / 1 525	1 965 / 1 375	1 745 / 1 220	1 560 / 1 090	1 405 / 980	1.50
												2 520 / 1 750	2 270 / 1 575	2 015 / 1 400	1 800 / 1 250	1 620 / 1 125	2.00
												2 800 / 1 975	2 520 / 1 775	2 240 / 1 580	2 000 / 1 410	1 800 / 1 270	2.50
												3 150 / 2 205	2 835 / 1 985	2 520 / 1 765	2 250 / 1 575	2 025 / 1 420	3.00
										14 PR	140/127 A8	3 500 / 2 450	3 150 / 2 205	2 800 / 1 960	**2 500 / 1 750**	2 250 / 1 575	**3.50**
400/60–15.5	TR-08	TL	13.00×15.5		405	875	385	2 575		(1)	**145/132 A8**	4 060 / 2 800	3 650 / 2 520	3 250 / 2 240	**2 900 / 2 000**	2 610 / 1 800	**3.60**
15.0/55–17	TR-01	TL	13.00×17 (13×17)		391	872	410	2 565				2 325 / 1 615	2 090 / 1 455	1 860 / 1 295	1 660 / 1 155	1 495 / 1 040	2.00
												2 465 / 1 710	2 220 / 1 535	1 970 / 1 365	1 760 / 1 220	1 585 / 1 100	2.20
												2 595 / 1 815	2 335 / 1 630	2 080 / 1 450	1 855 / 1 295	1 670 / 1 165	2.40
										10 PR	131/119 A8	2 730 / 1 905	2 455 / 1 715	2 185 / 1 525	**1 950 / 1 360**	1 755 / 1 225	**2.60**
15.0/55–17	TR-01	TL	13.00×17 (13×17)		391	872	410	2 565				2 830 / 1 990	2 545 / 1 790	2 260 / 1 590	2 020 / 1 420	1 820 / 1 280	2.80
										12 PR	134/122 A8	2 970 / 2 100	2 670 / 1 890	2 375 / 1 680	**2 120 / 1 500**	1 910 / 1 350	**3.10**
14–17.5	TR-10	TL	10.50×17.5		355	910	430	2 858				3 890 / 2 760	3 505 / 2 480	3 115 / 2 205	2 780 / 1 970	2 500 / 1 775	3.20
												4 060 / 2 890	3 655 / 2 600	3 250 / 2 315	2 900 / 2 065	2 610 / 1 860	3.50
										10 PR	143/131 B	4 240 / 3 030	3 820 / 2 730	3 395 / 2 425	3 030 / 2 165	**2 725 / 1 950**	**3.80**
14–17.5	TR-10	TL	10.50×17.5		355	910	430	2 858				4 410 / 3 165	3 970 / 2 850	3 530 / 2 530	3 150 / 2 260	2 835 / 2 035	4.10
												4 640 / 3 345	4 175 / 3 010	3 715 / 2 675	3 315 / 2 390	2 985 / 2 150	4.50
												4 930 / 3 565	4 435 / 3 205	3 940 / 2 850	3 520 / 2 545	3 170 / 2 290	5.00
										14 PR	150/139 B	5 210 / 3 780	4 685 / 3 400	4 166 / 3 025	3 720 / 2 700	**3 350 / 2 430**	**5.50**
12.0/75–18	TR-03	TL	W 9×18 (9.11×18)	12.0–18	299	937	447	2 755				3 150 / 2 225	2 835 / 2 005	2 520 / 1 780	2 250 / 1 590	2 025 / 1 430	3.50
										12 PR	139/126 A8	3 400 / 2 380	3 060 / 2 140	2 720 / 1 905	**2 430 / 1 700**	2 185 / 1 530	**4.00**
12.0/75–18	TR-11	TL	W 9×18 (9.11×18)	12.0–18	299	937	447	2 755				2 490 / 1 800	2 245 / 1 620	1 995 / 1 440	1 780 / 1 285	1 600 / 1 155	2.75
												2 610 / 1 870	2 350 / 1 680	2 090 / 1 500	1 865 / 1 335	1 680 / 1 200	3.00
												2 835 / 2 025	2 550 / 1 820	2 270 / 1 620	2 025 / 1 445	1 825 / 1 300	3.50
										12 PR	135/123 A8	3 050 / 2 170	2 745 / 1 955	2 440 / 1 735	**2 180 / 1 550**	1 960 / 1 395	**4.00**
12.5/80–18	TR-09	TL	11×18 (9×18)	12–18HS 12.5–18	308	987	465	2 900				2 675 / 1 890	2 405 / 1 700	2 140 / 1 510	1 910 / 1 350	1 720 / 1 215	2.50
												2 865 / 2 015	2 575 / 1 815	2 290 / 1 615	2 045 / 1 440	1 840 / 1 295	2.80
												3 050 / 2 170	2 745 / 1 955	2 440 / 1 735	2 180 / 1 550	1 960 / 1 395	3.10
												3 200 / 2 235	2 880 / 2 010	2 560 / 1 790	2 285 / 1 595	2 055 / 1 435	3.40
										12 PR	138/125 A8	3 305 / 2 310	2 975 / 2 080	2 650 / 1 850	**2 360 / 1 650**	2 125 / 1 485	**3.70**
14.5/80–18	TR-05	TT	11 (12)	14.5/80–18	372	1 045	475	3 075				3 765 / 2 660	3 390 / 2 395	3 015 / 2 130	2 690 / 1 900	2 420 / 1 710	2.50
												4 445 / 3 155	4 000 / 2 840	3 555 / 2 525	3 175 / 2 255	2 860 / 2 030	3.25
												4 895 / 3 485	4 405 / 3 135	3 915 / 2 790	3 495 / 2 490	3 145 / 2 240	3.75
										12 PR	155/143 A8	5 425 / 3 815	4 885 / 3 435	4 340 / 3 050	**3 875 / 2 725**	3 490 / 2 455	**4.25**

TR technical data and load capacities

Tyre size	Tread pattern	Type	Rim (permitted)	Tube Flap	Section width (mm)	Overall diameter (mm)	Loaded static radius (mm)	Rolling circum-ference (mm)		Ply rating PR	Service description LI/SS	Tyre load capacity (kg) – free rolling / drive wheel – at speed (km/h)					Tyre press-ure (bar)
												10	20	30	40	50	
400/70–20	TR-01	TL	13 SDC×20	–	404	1 090	490	3 210				– / 3 040	– / 3 735	– / 2 420	– / 2 175	– / 1 975	2.00
												– / 3 580	– / 3 225	– / 2 850	– / 2 560	– / 2 325	2.50
												– / 4 120	– / 3 710	– / 3 280	– / 2 945	– / 2 675	3.00
												– / 4 660	– / 4 195	– / 3 710	– / 3 330	– / 3 025	3.50
										14 PR	150 B	– / 5 160	– / 4 645	– / 4 100	– / 3 685	– / **3 350**	**4.00**
16.0/70–20	TR-09	TL	13 SDC–20	–	408	1 095	504	3 220				3 430 / 2 460	3 090 / 2 210	2 745 / 1 965	2 450 / 1 755	2 205 / 1 580	2.00
										10 PR	143/131 A8	3 815 / 2 730	3 435 / 2 455	3 050 / 2 185	**2 725 / 1 950**	2 450 / 1 755	**2.50**
16.0/70–20	TR-09	TL	13 SDC–20	–	408	1 095	504	3 220				4 100 / 3 005	3 690 / 2 700	3 280 / 2 400	2 930 / 2 145	2 640 / 1 930	3.00
										14 PR	150/138 A8	4 690 / 3 305	4 220 / 2 975	3 750 / 2 645	**3 350 / 2 360**	3 015 / 2 125	**3.50**
500/60–22.5	TR-08	TL	16.00×22.5	–	503	1 192	519	3 504				3 955 / 2 700	3 560 / 2 430	3 165 / 2 160	2 825 / 1 930	2 545 / 1 735	1.50
												4 390 / 3 050	3 950 / 2 745	3 510 / 2 440	3 135 / 2 180	2 820 / 1 960	1.80
												4 825 / 3 390	4 340 / 3 050	3 860 / 2 710	3 445 / 2 420	3 100 / 2 180	2.10
										12 PR	154/142 A8	5 250 / 3 710	4 725 / 3 340	4 200 / 2 970	**3 750 / 2 650**	3 375 / 2 385	**2.40**
500/60–22.5	TR-08	TL	16.00×22.5	–	503	1 192	519	3 504				5 690 / 4 010	5 120 / 3 610	4 555 / 3 210	4 065 / 2 865	3 660 / 2 580	2.70
										16 PR	159/147 A8	6 125 / 4 305	5 515 / 3 875	4 900 / 3 445	**4 375 / 3 075**	3 940 / 2 770	**3.00**
500/60–22.5	TR-12	TL	16.00×22.5	–	503	1 192	519	3 504				6 105 / 4 335	5 495 / 3 900	4 885 / 3 465	4 360 / 3 095	3 925 / 2 785	3.00
												6 425 / 4 555	5 785 / 4 100	5 140 / 3 645	4 590 / 3 255	4 130 / 2 930	3.50
												7 140 / 5 060	6 425 / 4 555	5 710 / 4 050	5 100 / 3 615	4 590 / 3 250	4.00
											170/158 A8	8 400 / 5 950	7 560 / 5 355	6 720 / 4 760	**6 000 / 4 250**	5 400 / 3 825	**4.50**
550/60–22.5	TR-08	TL	16.00×22.5	–	537	1 254	542	3 687				4 780 / 3 290	4 305 / 2 960	3 825 / 6 230	3 415 / 2 350	3 075 / 2 115	1.50
												5 125 / 3 555	4 610 / 3 200	4 100 / 2 845	3 660 / 2 540	3 295 / 2 285	1.70
												5 455 / 3 815	4 910 / 3 435	4 360 / 3 050	3 895 / 2 725	3 505 / 2 455	1.90
												5 775 / 4 060	5 200 / 3 655	4 620 / 3 250	4 125 / 2 900	3 715 / 2 610	2.10
												6 235 / 4 405	5 615 / 3 965	4 990 / 3 520	4 455 / 3 145	4 010 / 2 830	2.40
												6 530 / 4 620	5 880 / 4 160	5 225 / 3 695	4 665 / 3 300	4 200 / 2 970	2.60
										16 PR	163/151 A8	6 825 / 4 830	6 145 / 4 345	5 460 / 3 865	**4 875 / 3 450**	4 390 / 3 105	**2.80**
550/60–22.5	TR-08	TL	16.00×22.5	–	537	1 254	542	3 687				7 060 / 4 940	6 495 / 4 540	5 930 / 4 150	5 650 / 3 950	4 800 / 3 360	3.00
												7 360 / 5 220	6 775 / 4 800	6 185 / 4 385	5 890 / 4 175	5 005 / 3 550	3.20
											171/159 A8	7 700 / 5 470	7 070 / 5 030	6 500 / 4 640	**6 150 / 4 375**	5 225 / 3 720	**3.40**
600/40–22.5	TR-12	TL	20.00TH2×22.5 (20.00DC)	–	600	1 050	473	3 146				3 835 / 2 715	3 450 / 2 445	3 070 / 2 175	2 740 / 1 940	2 465 / 1 745	1.20
												4 310 / 3 050	3 880 / 2 745	3 450 / 2 440	3 080 / 2 180	2 770 / 1 960	1.50
												4 800 / 3 390	4 325 / 3 050	3 840 / 2 710	3 430 / 2 420	3 085 / 2 180	1.80
												5 250 / 3 710	4 725 / 3 340	4 200 / 2 970	3 750 / 2 650	3 375 / 2 385	2.10
												5 405 / 3 815	4 865 / 3 435	4 325 / 3 050	3 860 / 2 725	3 475 / 2 455	2.20
												5 910 / 4 130	5 315 / 3 715	4 725 / 3 305	4 220 / 2 950	3 800 / 2 655	2.50
										16 PR	160/148 A8	6 300 / 4 410	5 670 / 3 970	5 040 / 3 530	**4 500 / 3 150**	4 050 / 2 835	**2.80**

TR technical data and load capacities

TR-01 TR-03 TR-04 TR-05 TR-06 TR-07 TR-08 TR-09 TR-10 TR-11 TR-12

Tyre size	Tread pattern	Type	Rim (permitted)	Tube Flap	Section width (mm)	Overall diameter (mm)	Loaded static radius (mm)	Rolling circum-ference (mm)		Ply rating PR	Service description LI/SS	Tyre load capacity (kg) – free rolling / drive wheel – at speed (km/h)					Tyre press-ure (bar)
												10	20	30	40	50	
600/50 – 22.5	TR-08	TL	20.00 × 22.5	–	595	1 140	510	3 380				4 440 / 3 025	3 995 / 2 720	3 550 / 2 420	3 170 / 2 160	2 855 / 1 945	1.10
												4 830 / 3 305	4 345 / 2 975	3 865 / 2 645	3 450 / 2 360	3 105 / 2 125	1.30
												5 395 / 3 690	4 855 / 3 320	4 320 / 2 950	3 855 / 2 635	3 470 / 2 370	1.60
												5 760 / 3 940	5 185 / 3 545	4 610 / 3 155	4 115 / 2 815	3 705 / 2 535	1.80
												6 125 / 4 200	5 515 / 3 780	4 900 / 3 360	4 375 / 3 000	3 940 / 2 700	2.00
												6 670 / 4 650	6 005 / 4 185	5 335 / 3 720	4 765 / 3 320	4 290 / 2 990	2.30
										16 PR	165/153 A8	7 210 / 5 110	6 490 / 4 600	5 770 / 4 090	**5 150 / 3 650**	4 635 / 3 285	**2.60**
600/50 – 22.5	TR-08 HD	TL	20.00 × 22.5	–	611	1 172	510	3 440			**168/156 A8**	7 840 / 5 600	7 055 / 5 040	6 270 / 4 480	**5 600 / 4 000**	5 040 / 3 600	**3.20**
15.5/80 – 24	TR-01	TL	W 12 × 24 (W 13 × 24) (W 14L × 24)	–	394	1 269	585	3 730				4 255 / 3 025	3 830 / 2 720	3 375 / 2 400	3 040 / 2 160	2 735 / 1 945	2.00
												4 485 / 3 185	4 040 / 2 865	3 563 / 2 525	3 205 / 2 275	2 885 / 2 050	2.25
												4 690 / 3 305	4 220 / 2 975	3 750 / 2 650	3 350 / 2 360	3 015 / 2 125	2.50
												4 965 / 3 500	4 465 / 3 150	3 938 / 2 775	3 545 / 2 500	3 190 / 2 250	2.75
										12 PR [2]	154/142 A8	5 250 / 3 710	4 725 / 3 340	4 125 / 2 900	**3 750 / 2 650**	3 375 / 2 385	**3.00**
15.5/80 – 24	TR-01	TL	W 12 × 24 (W 13 × 24, W 14L × 24)	–	394	1 269	585	3 730		**14 PR** [1]	156/144 A8	5 430 / 3 815 5 600 / 3 920	4 890 / 3 435 5 040 / 3 530	4 313 / 3 025 4 500 / 3 150	3 880 / 2 725 **4 000 / 2 800**	3 490 / 2 455 3 600 / 2 520	3.25 **3.50**
15.5/80 – 24	TR-01	TL	W 12 × 24 (W 13 × 24, W 14L × 24)	–	394	1 269	585	3 730		**16 PR**	159/147 A8	5 865 / 4 115 6 125 / 4 305	5 275 / 3 700 5 515 / 3 875	4 690 / 3 290 4 900 / 3 445	4 188 / 2 938 **4 375 / 3 075**	3 770 / 2 645 3 940 / 2 770	3.75 **4.10**
15.5/80 – 24	TR-01	TL	W 12 × 24 (W 13 × 24) (W 14L × 24)	–	394	1 269	585	3 730				6 360 / 4 480	5 725 / 4 030	5 085 / 3 585	4 542 / 3 200	4 090 / 2 880	4.25
												6 590 / 4 655	5 935 / 4 190	5 275 / 3 725	4 708 / 3 325	4 240 / 2 995	4.50
											163/151 A8	6 825 / 4 830	6 145 / 4 345	5 460 / 3 865	**4 875 / 3450**	4 390 / 3 105	**4.75**
17.5L – 24	TR-01	TL	W 15L × 24	–	445	1 241	580	3 650				– / 2 500	– / 2 250	– / 2 000	– / 1 785	– / 1 605	1.10
												– / 2 800	– / 2 520	– / 2 240	– / 2 000	– / 1 800	1.30
												– / 3 100	– / 2 790	– / 2 480	– / 2 215	– / 1 995	1.50
												– / 3 400	– / 3 060	– / 2 720	– / 2 430	– / 2 185	1.70
												– / 3 705	– / 3 335	– / 2 960	– / 2 645	– / 2 380	2.00
										10 PR	– /144 A8	– / 3 920	– / 3 530	– / 3 135	**– / 2 800**	– / 2 520	**2.20**

[1] Reinforced version (REINFORCED)
[2] Reinforced version also available (REINFORCED)

For a non-standard version, please contact a producer.
These tyres are for normal agricultural use and not for continuous highway service.

TL = Tubeless
TT = Tube Type

TS series – tractor small tyres
for all kinds of gardening equipment



TS-01

Classic tread pattern with excellent traction.

Universal application

TS-02

Universal traction pattern for a wide range of gardening applications.

Great traction

TS-03

Tread pattern with deep and robust lugs for greater traction.

TS-04

All-round tread pattern with excellent traction.

Agricultural + industrial use

TS-05

Pattern with very good traction and handling. Also suitable for light industrial use.

TS-06

Improved tread pattern with great traction.

Universal application

TS-07

Pattern specially developed for seed drill machines for soil compaction. Applicable for drive wheels as well.

Tread patterns and sizes overview

Tyre size	TS-01	TS-02	TS-03	TS-04	TS-05	TS-06	TS-07
4.00–8	●						
4.0–10			●				
5.0–10			●				
5.00–12		●					
6.5/80–12						●	
6.5/75–14		●					
6.5/80–15						●	
5.00–15						●	
690×180–15							●
10.0/75–15.3					●		
11.5/80–15.3					●		
6.00–16				●			
7.50–16				●			
7.50–20				●			
8.3–20				●			

TS technical data and load capacities

Tyre size	Tread pattern	Type	Rim (permitted)	Tube Flap	Section width (mm)	Overall diameter (mm)	Loaded static radius (mm)	Rolling circum-ference (mm)		Ply rating PR	Service description LI/SS	Tyre load capacity (kg) – free rolling / drive wheel – at speed (km/h)					Tyre press-ure (bar)
												10	20	25	30	40	
4.00–8	TS-01	TT	3.00D×8	4.00–8	114	425	195	1 250				130 / 90	115 / 80	105 / 75	100 / 70	90 / 65	0.80
												175 / 125	155 / 110	145 / 100	135 / 95	120 / 90	1.00
										2 PR	43/31 A6	200 / 140	175 / 125	165 / 115	**155 / 109**	140 / 100	**1.50**
4.0–10	TS-03	TT	3.50B×10 (3.00B×10)	4.0–10	114	463	214	1 370				205 / 150	185 / 135	175 / 125	160 / 115	145 / 105	0.80
												215 / 155	195 / 135	185 / 130	170 / 120	155 / 109	1.00
												225 / 165	200 / 145	190 / 135	180 / 125	160 / 115	1.25
												230 / 165	210 / 155	195 / 140	185 / 130	165 / 120	1.50
										4 PR	49/37 A8	260 / 180	235 / 160	220 / 150	200 / 145	**185 / 128**	**1.90**
5.0–10	TS-03	TT	4J×10 (3.50B×10)	5.0–10	140	512	234	1 520				285 / 205	260 / 185	245 / 175	230 / 160	205 / 145	0.80
										2 PR	57/44 A8	320 / 225	290 / 200	275 / 195	255 / 180	**230 / 160**	**1.00**
5.0–10	TS-03	TT	4J×10 (3.50B×10)	5.0–10	140	512	234	1 520				355 / 255	320 / 230	305 / 225	285 / 205	255 / 185	1.25
												400 / 280	360 / 255	340 / 240	315 / 225	285 / 200	1.50
										4 PR	70/58 A8	470 / 330	420 / 295	400 / 280	375 / 265	**335 / 236**	**2.00**
5.00–12	TS-02	TT	4.00E×12 (3.00D×12)	5.00–12	145	580	260	1 705				290 / 200	255 / 180	240 / 165	225 / 155	205 / 140	1.00
										2 PR	61/48 A6	330 / 230	295 / 205	275 / 195	**257 / 180**	230 / 165	**1.25**
5.00–12	TS-02	TT	4.00E×12 (3.00D×12)	5.00–12	145	580	260	1 705				370 / 260	325 / 230	305 / 215	285 / 200	255 / 180	1.50
												405 / 295	360 / 260	335 / 245	315 / 225	285 / 205	1.75
										4 PR	74/62 A6	445 / 320	395 / 280	370 / 260	**345 / 245**	310 / 225	**2.00**
5.00–12	TS-02	TT	4.00E×12 (3.00D×12)	5.00–12	145	580	260	1 705				485 / 340	430 / 300	400 / 285	375 / 265	340 / 240	2.25
												495 / 350	440 / 310	410 / 290	385 / 270	345 / 245	2.50
												520 / 370	460 / 325	435 / 305	405 / 285	365 / 260	3.00
										6 PR	78/66 A8	550 / 390	485 / 345	455 / 325	**425 / 300**	385 / 270	**3.50**
6.5/80–12	TS-06	TT	5J×12 (5JA×12)	6.5/80–12	165	604	278	1 810				365 / 265	330 / 235	310 / 225	290 / 210	260 / 188	0.80
												400 / 285	360 / 255	340 / 240	315 / 225	285 / 202	1.00
												430 / 305	385 / 275	365 / 260	345 / 245	307 / 218	1.20
												475 / 345	430 / 310	405 / 290	375 / 275	340 / 245	1.50
												555 / 405	500 / 365	470 / 345	440 / 325	395 / 288	2.00
										4 PR	79/68 A8	610 / 440	550 / 395	520 / 375	500 / 355	**437 / 315**	**2.40**
6.5/80–12	TS-06	TT	5J×12 (5JA×12)	6.5/80–12	165	604	278	1 810				695 / 475	625 / 425	590 / 400	550 / 380	495 / 338	2.75
												730 / 505	655 / 455	620 / 430	580 / 405	520 / 362	3.00
										6 PR	89/76 A8	810 / 560	730 / 505	690 / 475	650 / 450	**580 / 400**	**3.50**
6.5/75–14	TS-02	TT	5J×14	155/165–14	150	610	283	1 830				335 / 235	295 / 215	280 / 195	260 / 185	235 / 170	1.00
												425 / 300	375 / 265	355 / 250	330 / 230	295 / 210	1.50
										4 PR	72/60 A6	460 / 325	405 / 285	380 / 270	**355 / 250**	320 / 225	**1.70**
5.00–15	TS-06	TT	3.00D×15 (4J×15)	5.00–15	129	661	307	1 985				396 / 270	357 / 243	337 / 230	315 / 218	283 / 193	1.25
												434 / 300	391 / 270	369 / 255	344 / 241	310 / 214	1.50
												507 / 357	456 / 321	431 / 303	402 / 288	362 / 255	2.00
										4 PR	75/63 A8	542 / 381	488 / 343	461 / 324	425 / 307	**387 / 272**	**2.20**

TS technical data and load capacities

Tyre size	Tread pattern	Type	Rim (permitted)	Tube Flap	Section width (mm)	Overall diameter (mm)	Loaded static radius (mm)	Rolling circum-ference (mm)		Ply rating PR	Service description LI/SS	Tyre load capacity (kg) – free rolling / drive wheel – at speed (km/h)					Tyre press-ure (bar)
												10	20	25	30	40	
5.00 – 15	TS-06	TT	3.00D × 15 (4J × 15)	5.00 – 15	129	661	307	1 985				578 / 405	520 / 364	491 / 344	456 / 325	413 / 289	2.50
												638 / 444	575 / 399	543 / 377	508 / 356	456 / 317	3.00
										6 PR	84/71 A8	700 / 483	630 / 435	595 / 411	560 / 387	**500 / 345**	**3.50**
6.5/80 – 15	TS-06	TT	5J × 15 (41/2K × 15)	6.5/80 – 15	163	685	318	2 040				435 / 310	390 / 280	370 / 265	345 / 250	310 / 222	0.80
												475 / 335	430 / 300	405 / 285	375 / 270	340 / 239	1.00
												495 / 350	445 / 315	420 / 300	400 / 280	355 / 250	1.20
												600 / 435	540 / 395	510 / 370	475 / 350	430 / 312	1.50
												650 / 475	585 / 425	555 / 400	515 / 380	465 / 338	1.80
												705 / 515	635 / 460	600 / 435	560 / 410	505 / 367	2.10
										4 PR	86/75 A8	740 / 540	670 / 485	630 / 460	600 / 430	**530 / 385**	**2.40**
6.5/80 – 15	TS-06	TT	5J × 15 (41/2K × 15)	6.5/80 – 15	163	685	318	2 040				790 / 560	710 / 505	670 / 475	630 / 450	565 / 401	2.70
												840 / 595	755 / 535	715 / 505	670 / 475	600 / 425	3.00
												890 / 630	800 / 565	755 / 535	710 / 505	635 / 450	3.30
										6 PR	94/82 A8	940 / 665	845 / 600	795 / 565	750 / 530	**670 / 475**	**3.60**
6.5/80 – 15	TS-06	TT	5J × 15 (41/2K × 15)	6.5/80 – 15	163	685	318	2 040				1 010 / 710	910 / 640	860 / 600	810 / 565	720 / 505	4.00
												1 065 / 740	960 / 670	905 / 630	850 / 595	760 / 530	4.40
										8 PR	100/88 A8	1 120 / 785	1 010 / 705	950 / 670	895 / 630	**800 / 560**	**4.80**
690 × 180 – 15	TS-07	TT	5J × 15		176	690	309	2 056				1 030 / 720	925 / 650	875 / 615	825 / 575	735 / 515	2.00
										4 PR	100/88 A8	1 120 / 785	1 010 / 705	950 / 665	890 / 625	**800 / 560**	**2.50**
10.0/75 – 15.3	TS-05	TL	9.00 × 15.3	10 – 15 HS 10/75 – 15	264	780	360	2 295				1 665 / 1 210	1 500 / 1 090	1 415 / 1 030	1 335 / 970	1 190 / 865	2.50
										8 PR	118/106 A8	1 850 / 1 330	1 665 / 1 195	1 570 / 1 130	1 480 / 1 065	**1 320 / 950**	**3.00**
10.0/75 – 15.3	TS-05	TL	9.00 × 15.3	10 – 15 HS 10/75 – 15	264	780	360	2 295				1 910 / 1 380	1 720 / 1 240	1 625 / 1 170	1 530 / 1 105	1 365 / 985	3.25
												1 975 / 1 430	1 775 / 1 285	1 680 / 1 215	1 580 / 1 140	1 410 / 1 020	3.50
										10 PR	122/111 A8	2 100 / 1 525	1 890 / 1 375	1 785 / 1 295	1 680 / 1 220	**1 500 / 1 090**	**4.00**
11.5/80 – 15.3	TS-05	TL	9.00 × 15.3	11.5/80 – 15	290	867	410	2 550				1 820 / 1 510	1 640 / 1 360	1 545 / 1 285	1 455 / 1 210	1 300 / 1 080	2.25
												2 065 / 1 580	1 860 / 1 425	1 755 / 1 345	1 650 / 1 265	1 475 / 1 130	2.50
												2 430 / 1 735	2 185 / 1 560	2 065 / 1 475	1 945 / 1 390	1 735 / 1 240	3.00
										10 PR	130/119 A8	2 660 / 1 905	2 395 / 1 715	2 260 / 1 620	2 130 / 1 525	**1 900 / 1 360**	**3.50**
11.5/80 – 15.3	TS-05	TL	9.00 × 15.3	11.5/80 – 15	290	867	410	2 550				2 970 / 2 170	2 670 / 1 955	2 525 / 1 845	2 375 / 1 735	2 120 / 1 550	4.00
												3 260 / 2 310	2 935 / 2 080	2 775 / 1 965	2 610 / 1 850	2 330 / 1 650	4.50
										14 PR	139/126 A8	3 400 / 2 380	3 060 / 2 140	2 890 / 2 035	2 720 / 1 905	**2 430 / 1 700**	**4.75**
6.00 – 16	TS-04	TT	4.50E × 16 (4.00E × 16)	6.00 – 16	169	735	345	2 160				625 / 440	560 / 395	530 / 375	500 / 350	445 / 315	1.50
												730 / 520	655 / 465	620 / 440	580 / 410	520 / 370	2.00
												820 / 580	735 / 525	695 / 495	655 / 460	585 / 415	2.50
										6 PR	91/79 A8	860 / 610	775 / 550	730 / 520	690 / 490	**615 / 437**	**2.75**
6.00 – 16	TS-04	TT	4.50E × 16 (4.00E × 16)	6.00 – 16	169	735	345	2 160				930 / 650	840 / 585	790 / 555	745 / 515	665 / 465	3.00
												1 030 / 720	925 / 650	875 / 615	825 / 570	735 / 515	3.50
										8 PR	100/88 A8	1 120 / 785	1 010 / 705	950 / 665	895 / 615	**800 / 560**	**4.00**

TS technical data and load capacities

Tyre size	Tread pattern	Type	Rim (permitted)	Tube Flap	Section width (mm)	Overall diameter (mm)	Loaded static radius (mm)	Rolling circum-ference (mm)		Ply rating PR	Service description LI/SS	Tyre load capacity (kg) – free rolling / drive wheel – at speed (km/h)					Tyre press-ure (bar)
												10	20	25	30	40	
6.00 – 16	TD-13	TT	4.50E × 16 (4.00E × 16)	6.00 – 16	169	735	345	2 160				625 / 440	560 / 395	530 / 375	500 / 350	445 / 315	1.50
												730 / 520	655 / 465	620 / 440	580 / 410	520 / 370	2.00
												820 / 580	735 / 525	695 / 495	655 / 460	585 / 415	2.50
										6 PR	91/79 A8	860 / 610	775 / 550	730 / 520	690 / 490	**615 / 437**	**2.75**
7.50 – 16	TS-04	TT/TL	5.50F × 16 (5.00F, 6.00F)	7.50 – 16	205	803	375	2 360				905 / 630	815 / 565	770 / 535	720 / 500	645 / 450	1.50
												1 065 / 740	960 / 665	905 / 630	850 / 585	760 / 525	2.00
										6 PR	100/88 A8	1 120 / 785	1 010 / 705	950 / 665	895 / 630	**800 / 560**	**2.25**
7.50 – 16	TS-04	TT/TL	5.50F × 16 (5.00F, 6.00F)	7.50 – 16	205	803	375	2 360				1 220 / 840	1 095 / 755	1 035 / 715	975 / 665	870 / 600	2.50
												1 360 / 935	1 220 / 840	1 155 / 795	1 085 / 740	970 / 665	3.00
										8 PR	108/95 A8	1 400 / 965	1 260 / 870	1 190 / 820	1 120 / 775	**1 000 / 690**	**3.25**
7.50 – 16	TD-13	TT	5.50F × 16 (5.00F, 6.00F)	7.50 – 16	205	803	375	2 360				905 / 630	815 / 565	770 / 535	720 / 500	645 / 450	1.50
												1 065 / 740	960 / 665	905 / 630	850 / 585	760 / 525	2.00
										6 PR	100/88 A8	1 120 / 785	1 010 / 705	950 / 665	895 / 630	**800 / 560**	**2.25**
7.50 – 20	TS-04	TT	5.50F × 20 (6.00F × 20)	7.50 – 20	205	904	420	2 660				985 / 690	890 / 620	840 / 585	790 / 545	705 / 490	1.50
												1 155 / 810	1 040 / 730	980 / 690	925 / 640	825 / 575	2.00
										6 PR	103/91 A8	1 225 / 680	1 105 / 775	1 040 / 730	980 / 690	**875 / 615**	**2.25**
7.50 – 20	TD-13	TT	5.50F × 20 (6.00F × 20)	7.50 – 20	205	904	420	2 660				985 / 690	890 / 620	840 / 585	790 / 545	705 / 490	1.50
												1 155 / 810	1 040 / 730	980 / 690	925 / 640	825 / 575	2.00
										6 PR	103/91 A8	1 225 / 680	1 105 / 775	1 040 / 730	980 / 690	**875 / 615**	**2.25**
8.3 – 20	TD-13	TT	W 7 × 20 (W 6 × 20)	8.3 – 20	211	895	416	2 640				915 / 530	810 / 465	760 / 440	710 / 410	630 / 370	0.80
												1 045 / 660	925 / 580	865 / 545	810 / 510	720 / 460	1.20
												1 175 / 785	1 035 / 695	975 / 655	910 / 610	810 / 550	1.60
										6 PR	104/92 A8	1 305 / 915	1 150 / 810	1 080 / 760	1 010 / 710	**900 / 630**	**2.00**

For non-standard version, please contact a producer.
These tyres are for normal agricultural use and not for continuous highway service.

TL = Tubeless
TT = Tube Type

Variation in load capacity with speed dependence – free rolling wheels

Implement, Implement Traction, Tractor Small

Speed cat.		0	10	15	20	25	30	35	40	45	50
A6 (30 km/h)	**LLV**	+65%	+29%	+21%	+14%	+7%	(0)	–5%	–10%	–	–
	HLV	+98%	+55%	+45%	+37%	+28%	+20%	+14%	+8%	–	–
A8 (40 km/h)	**LLV**	+65%	+40%	+33%	+26%	+19%	+12%	+5%	(0)	–5%	–10%
	HLV	+98%	+68%	+60%	+51%	+43%	+34%	+26%	+20%	+14%	+8%

Variation in load capacity with speed dependence – drive wheels

Implement, Implement Traction, Tractor Small

Speed cat.		0	10	15	20	25	30	35	40	45	50
A6 (30 km/h)	**LLV**	+135%	+29%	+21%	+14%	+7%	(0)	–5%	–10%	–	–
	HLV	+193%	+84%	+73%	+63%	+53%	+43%	+36%	+29%	–	–
A8 (40 km/h)	**LLV**	+135%	+40%	+33%	+26%	+19%	+12%	+5%	(0)	–5%	–10%
	HLV	+193%	+100%	+90%	+80%	+70%	+60%	+50%	+43%	+36%	+29%

LLV = Low Load Variation
HLV = High Load Variation is where the tyre load varies by a factor of "2" or more between loaded and unloaded conditions. The inflation pressure must be increased for HLV application, consult the tyre manufacturer for details. In the case of HLV, the maximum distance should not exceed 1 km. For a longer distance, consult the tyre manufacturer.

Tractor front tyres with balanced properties
for perfect handling on and off the road

TF-01

Multi-rib tread profile without any lateral tread elements and side lugs.

Universal application

TF-03

Multi-rib tread pattern with very strong shoulder lugs and lateral tread elements.

TF-04

Pattern with high stability in track due to deep relief of design.

TF-05

Designed for non-driven tractor wheels. Improved on-road performance and straight-line steering characteristics.

Longer service life

TF-06

Pattern with very long service life and excellent steering characteristics, mainly on soft terrain.

Agricultural + industrial use

IM-05

Special tread pattern developed for steering wheels of industrial tractors.

Tread patterns and sizes overview

Tyre size	TF-01	TF-03	TF-04	TF-05	TF-06	IM-05
6.00–16	•	•			•	
6.50–16		•		•		
7.50–16	•	•		•		
9.00–16		•				
10.00–16		•				
11L–16						•
6.00–18		•	•			
6.50–20		•	•	•		
7.50–20	•	•		•		

TF technical data and load capacities

Tyre size	Tread pattern	Type	Rim (permitted)	Tube	Section width (mm)	Overall diameter (mm)	Loaded static radius (mm)	Rolling circum-ference (mm)		Ply rating PR	Service de-scription LI/SS	Tyre load capacity (kg) at speed (km/h)				Tyre pressure (bar)
												10*	20	30	40	
6.00–16	TF-01	TT	4.50E × 16 (4.00E, 5K, 5.00F)	6.00–16	165	735	340	2 160		**6 PR**	88 A6 (80 A8)	445 535 630 720 805 840	400 480 565 650 720 755	295 355 420 480 535 **560**	235 285 335 385 430 450	1.00 1.50 2.00 2.50 3.00 **3.30**
6.00–16	TF-03	TT	4.50E × 16 (4.00E, 5K, 5.00F)	6.00–16	165	735	340	2 160		**6 PR**	88 A6 (80 A8)	445 535 630 720 805 840	400 480 565 650 720 755	295 355 420 480 535 **560**	235 285 335 385 430 450	1.00 1.50 2.00 2.50 3.00 **3.30**
6.00–16	TF-06	TT	4.50E × 16 (4.00E, 5K, 5.00F)	6.00–16	165	735	340	2 160		**6 PR**	88 A6 (80 A8)	445 535 630 720 805 840	400 480 565 650 720 755	295 355 420 480 535 **560**	235 285 335 385 430 450	1.00 1.50 2.00 2.50 3.00 **3.30**
6.50–16	TF-03	TT	4.50E × 16 (4.00E, 5K, 5.00F, 5.50F)	6.50–16	175	760	350	2 230		**6 PR**	91 A6 (83 A8)	475 580 685 790 900 925	425 520 615 710 810 830	315 385 455 525 600 **615**	250 310 365 420 480 485	1.00 1.50 2.00 2.50 3.00 **3.20**
6.50–16	TF-03	TT	4.50E × 16 (4.00E, 5K, 5.00F, 5.50F)	6.50–16	175	760	350	2 230		**8 PR**	97 A6 (89 A8)	1 065 1 095	960 985	710 **730**	560 580	4.00 **4.20**
6.50–16	TF-05	TT	4.50E × 16 (4.00E, 5K, 5.00F, 5.50F)	6.50–16	175	760	350	2 230		**6 PR**	91 A6 (83 A8)	475 580 685 790 900 925	425 520 615 710 810 830	315 385 455 525 600 **615**	250 310 365 420 480 485	1.00 1.50 2.00 2.50 3.00 **3.20**
7.50–16	TF-01	TT	5.50F × 16 (5.00F, 6.00F)	7.50–16	205	805	370	2 365		**6 PR**	98 A6 (90 A8)	780 925 1 050 1 125	700 830 945 1 015	520 615 700 **750**	415 490 560 600	1.50 2.00 2.50 **2.80**
7.50–16	TF-03	TT	5.50F × 16 (5.00F, 6.00F)	7.50–16	205	805	370	2 365		**6 PR**	98 A6 (90 A8)	780 925 1 050 1 125	700 830 945 1 015	520 615 700 **750**	415 490 560 600	1.50 2.00 2.50 **2.80**

TF technical data and load capacities

Tyre size	Tread pattern	Type	Rim (permitted)	Tube	Section width (mm)	Overall diameter (mm)	Loaded static radius (mm)	Rolling circum-ference (mm)		Ply rating PR	Service de-scription LI/SS	Tyre load capacity (kg) at speed (km/h)				Tyre pressure (bar)
												10*	20	30	40	
7.50–16	TF-03	TT	5.50F×16 (5.00F, 6.00F)	7.50–16	205	805	370	2 365				1 160	1 045	775	620	3.10
												1 210	1 090	805	645	3.30
												1 260	1 135	840	670	3.50
										8 PR	103 A6 (96 A8)	1 315	1 180	**875**	710	**3.70**
7.50–16	TF-05	TT	5.50F×16 (5.00F, 6.00F)	7.50–16	205	805	370	2 365				780	700	520	415	1.50
												925	830	615	490	2.00
												1 050	945	700	560	2.50
										6 PR	98 A6 (90 A8)	1 125	1 015	**750**	600	**2.80**
9.00–16	TF-03	TT	W 8×16 (6.00F, W 7, W 8L)	9.00–16	234	855	395	2 514				835	750	555	445	1.00
												1 035	930	690	550	1.50
												1 245	1 120	830	665	2.00
										6 PR	104 A6 (97 A8)	1 350	1 215	**900**	730	**2.30**
9.00–16	TF-03	TT	W 8×16 (6.00F, W 7, W 8L)	9.00–16	234	855	395	2 514				1 450	1 300	965	770	2.50
												1 510	1 355	1 005	805	2.70
												1 570	1 410	1 045	835	2.90
										8 PR	111 A6 (103 A8)	1 635	1 470	**1 090**	875	**3.10**
10.00–16	TF-03	TT	W 8×16 (W 8L×16)	9.00–16 10.00–16	274	895	411	2 630				1 075	895	715	645	1.00
												1 335	1 110	890	800	1.50
												1 585	1 320	1 055	950	2.00
												1 835	1 530	1 220	1 100	2.50
										8 PR	118 A6 (114 A8)	1 970	1 640	**1 310**	1 180	**2.80**
11L–16	IM-05 (F 3)	TL	W 8×16	–	285	805	372	2 365				1 150	1 035	920	820	2.00
												1 365	1 230	1 090	975	2.50
												1 520	1 365	1 215	1 085	3.00
												1 660	1 495	1 325	1 185	3.50
										10 PR	119 A6 (115 A8)	1 700	1 530	**1 360**	1 215	**3.75**
6.00–18	TF-03	TT	4.50E×18 (4.00E, 5K, 5.00F)	6.00–18	160	790	365	2 323				705	635	470	375	2.00
												855	770	570	455	2.50
												1 005	905	670	535	3.00
										6 PR	96 A6 (88 A8)	1 065	960	**710**	560	**3.20**
6.00–18	TF-04	TT	4.50E×18 (4.00E, 5K, 5.00F)	6.00–18	160	790	365	2 323				705	635	470	375	2.00
												855	770	570	455	2.50
												1 005	905	670	535	3.00
										6 PR	96 A6 (88 A8)	1 065	960	**710**	560	**3.20**
6.50–20	TF-03	TT	5.00F×20 (4.00E, 5.50F)	6.50–20 7.00–20	175	865	408	2 543				795	715	530	425	2.00
												930	835	620	495	2.50
												1 060	950	705	565	3.00
										6 PR	97 A6 (89 A8)	1 095	985	**730**	580	**3.20**

TF technical data and load capacities

Tyre size	Tread pattern	Type	Rim (permitted)	Tube	Section width (mm)	Overall diameter (mm)	Loaded static radius (mm)	Rolling circum-ference (mm)		Ply rating PR	Service de-scription LI/SS	Tyre load capacity (kg) at speed (km/h) 10*	20	30	40	Tyre pressure (bar)
6.50–20	TF-04	TT	5.00F×20 (4.00E, 5.50F)	6.50–20 7.00–20	175	865	408	2 543				795	715	530	425	2.00
												930	835	620	495	2.50
												1 060	950	705	565	3.00
										6 PR	97 A6 (89 A8)	1 095	985	**730**	580	**3.20**
6.50–20	TF-05	TT	5.00F×20 (4.00E, 5.50F)	6.50–20 7.00–20	175	865	408	2 543				795	715	530	425	2.00
												930	835	620	495	2.50
												1 060	950	705	565	3.00
										6 PR	97 A6 (89 A8)	1 095	985	**730**	580	**3.20**
7.50–20	TF-01	TT	5.50F×20 (5.00F, 6.00F)	7.50–20	205	915	420	2 690				880	790	585	470	1.50
												1 050	945	700	560	2.00
												1 215	1 095	810	650	2.50
										6 PR	103 A6 (96 A8)	1 315	1 180	**875**	700	**2.80**
7.50–20	TF-03	TT	5.50F×20 (5.00F, 6.00F)	7.50–20	205	915	420	2 690				880	790	585	470	1.50
												1 050	945	700	560	2.00
												1 215	1 095	810	650	2.50
										6 PR	103 A6 (96 A8)	1 315	1 180	**875**	700	**2.80**
7.50–20	TF-05	TT	5.50F×20 (5.00F, 6.00F)	7.50–20	205	915	420	2 690				880	790	585	470	1.50
												1 050	945	700	560	2.00
												1 215	1 095	810	650	2.50
										6 PR	103 A6 (96 A8)	1 315	1 180	**875**	700	**2.80**

* Basic Inflation Pressure must be increased about 25%.

For non-standard version, please contact a producer.
These tyres are for normal agricultural use and not for continuous highway service.

TL = Tubeless
TT = Tube Type

Variation in load capacity with speed dependence

Tractor Front – Steering wheels

Speed category	10*	15	20	25	30	35	40	45
Speed category A6	+50%	+43%	+35%	+15%	(0)	–10%	–20%	–
Speed category A8	+67%	+50%	+39%	+28%	+11%	+4%	(0)	–7%

* Basic Inflation Pressure must be increased about 25%.
If a front-end loader is fitted on the tractor, +100% applies.

Bantam tyres for light agricultural equipment and hand trucks

Bantam tyres technical data and load capacities

Tyre size	Tread pattern	Ply rating PR	Service descrip-tion LI/SS	Type	Rim (permit-ted)	Tube Flap	Section width (mm)	Overall diameter (mm)	Tyre load capacity (kg)	Tyre pressure (bar)
12×4	B 1 AERO		28 J	TT	2.10×4	12×4	114	313	100	2.0
16×4	B 2	4 PR	71 A2	TT	2.50A×8	16×4	114	415	345	3.5
16×4	B 5	4 PR	71 A2	TT	2.50A×8	16×4	114	415	345	3.5
16×4	B 5 SUPER		71 J	TT	(2.50×8)	16×4	114	415	345	3.5
3.50–8	B 6	2 PR	42 A4	TT	2.50×8	3.50–8	100	393	150	2.0

These tyres are for normal agricultural use and not for continuous highway service.
TT = Tube Type

Tread pattern marking – United States

Production name	United Stated Marking
RD-01	R-1W
RD-02	R-1W
RD-03	R-1W
RD-05	R-1W
RD-70	R-1W
TF-01	F-2
TF-03	F-2
TF-04	F-2
TF-05	F-2
TF-06	F-2
IM-05	F-3
AR-01	I-2 / HF-2
AR-02	I-2 / HF-2
AGRITERRA 02	I-2 / HF-2
AGRITERRA 03	I-2 / HF-3
TD-01	R-1
TD-02	R-1
TD-03	R-1
TD-05	R-2
TD-13	R-1
TD-17	R-2
TD-19	R-1
AF-01	R-1
IM-01	I-3
IM-02	I-3

Production name	United Stated Marking
IM-03	I-1
IM-04	I-1
IM-06	I-1
IM-07	I-1
IM-08	I-1
IM-09	I-2
IM-10	I-1
TR-01	R-1
TR-03	R-4
TR-04	R-4
TR-05	R-4
TR-06	I-3
TR-07	I-3
TR-08	I-2 / HF-2
TR-09	R-4
TR-10	R-4
TR-11	R-4
TR-12	R-4
TS-01	R-1
TS-02	R-1
TS-03	R-1
TS-04	R-1
TS-05	R-1
TS-06	R-1
TS-07	R-1

Use and Maintenance

STORAGE

- Keep the tyres clean and away from heat, light, ozone or hydrocarbon sources.
- Avoid prolonged exposure of the tyres to direct sunlight.
- Avoid any contact with grease, petrol, volatile solvents or other substances that may deteriorate the rubber.
- Avoid horizontal storage for tubeless tyres, only small size tyres may be stacked or stored flat (maximum 6 months).
- When tyres are stored flat (horizontal), the position must be lug against lug.
- Reduce inflation pressure when tyres are stored fitted on rims.
- Ensure there is no water or moisture inside the tyre.
- Never store tyres directly in contact with the ground for long periods.

REPAIRS TO TYRES

- For safety reasons, repairs should only be carried out by specialists using the correct tools.

PROPER USE OF TYRES

- When loading tyres you have to consider the correlation between speed, inflation pressure and load capacity.
- Overloading results in premature tyre failure. Use the technical documentation and inflation tables which show the load and pressure figures for different operating speeds.
- Underinflation results not only in incorrect tread wear but also in ply separation and eventually further damage to the ply.
- Overinflation makes the tyre stiff and decreases its resistance against hits, leading to ply tear.

Check inflation pressure regularly | Avoid contact with grease, oil and other chemicals | Inspect tyres for damage and irregularities | Observe tyre and vehicle load limits | Read safety and maintenance recommendations | Use only authorised repair

Fitting and removal instructions

Demounting and mounting procedures can be dangerous, and should be performed only by trained and qualified staff, using proper tools and procedures. Failure to comply with these procedures may result in faulty positioning of the tyre on the rim, and cause the tyre to burst with explosive force leading to serious physical injury or death.

FITTING

1. Make sure that the rim, the tyre and the tube are compatible.
2. Check that the tyre is suitable for the machine. Use only rims recommended or permitted by the tyre manufacturer.
3. Always use the proper specialised equipment and tools.
4. The rim must be clean and in perfect condition (no damage, etc.). If necessary, clean the rim thoroughly with a wire brush. Never fit a tyre onto a rim that shows cracks, significant distortion, evidence of welded repair, etc.
5. Thoroughly inspect the inside as well as the outside of the tyre in order to identify any damage which may be present. If the damage is considered to be beyond repair, the tyre should be scrapped.
6. If fitting with a tube, always use the correct new tube and flap for the tyre size. For fitting tubeless tyres without tubes, on tubeless rims, always use a new tubeless valve.
7. Before fitting, lubricate the rim and the beads. Use only a suitable lubricant that will not damage the tyre (never use silicone or petroleum-based products).
8. We recommend vertical fitting. In case of horizontal fitting it is impossible to see if the lower bead is correctly seated.
9. Fit the tyre on the rim diametrically opposite to the valve hole (respect, if present, the rotation direction indicated by the arrows). With the help of a suitable lever and closely repeated applications, get the first bead over the rim flange. Then pose the lightly inflated talc coated tube (if fitted) inside the tyre. Locate the valve, fitting the ferrule loosely. Fit the second bead, lever it progressively over the rim flange, finish at the valve.
10. For seating the beads and centring of the tyre, remove the valve core. Slowly inflate to ensure correct seating of the beads. Ensure that the beads do not pinch the tube.
11. During tyre inflation keep at a safe distance and always use a safety cage. If possible, fasten the tyre to the wall or use retaining chains. During pressure readings ensure that no part of the body is within the possible trajectory of the valve mechanism or of the caps. It is recommended to use suitable pressure limitation gauges. Use a filter and dehumidifier on the compressed air line to avoid introducing humidity or dirt. Never use a hammer to make a tyre bead seat by hitting it.
12. Continue inflation. Make sure that you do not inflate beyond 2,5 bar if the beads are not well seated and centred on the wheel.
13. If the beads are not correctly seated, deflate, lubricate and inflate again. Repeat these operations until the beads are correctly seated.
14. When all the previous operations have been correctly done refit the valve core. Set the pressure according to the load – see tables in technical databook.
15. Make sure the valves do not touch the rims, the brake drums or other fixed mechanical parts.

REMOVING

- Never try to unseat the beads of an inflated tyre.
- Always remove the valve core.
- Let the tyre deflate, check before unseating that the tyre is completely deflated. Never use tools that could damage the rims or the beads of the tyre.

Water ballasting of tractor tyres

In some cases, it is necessary to add weight to tyres to increase traction power. Filling the tyre with a liquid (water) is a simple and inexpensive way. It is possible to add liquid to the tyres up to 75% of their volume. In winter, to avoid the water damaging the tyres when it freezes, suitable quantities of anti-freeze must be added.

INSTRUCTIONS FOR ADDING LIQUID

1. Jack the wheel up and position the valve at the highest vertical point.
2. Unscrew the removable valve body from the valve and connect a combined air-water fill and draining valve to the valve chunk. Air can be removed from the tyre through this valve while the water is entering.
3. Introduce the water or anti-freeze mixture into the tyre. Stop filling when liquid starts to issue from the valve. The quantity of liquid added will be about 75%. Do not over-fill!
4. Replace the valve body and inflate the tyre to the recommended operating pressure.
5. Clean all metal parts – anti-freeze solution is corrosive.

INSTRUCTIONS FOR DRAINING LIQUID

1. Jack the wheel up and position the valve at the lowest vertical point.
2. Unscrew the valve core and let the water drain out.
3. Attach a small rubber hose of suitable length to the locking washer and insert the hose into the tyre tube, then screw the washer down over the stem of the valve.
4. Inflate the tyre with air.
5. Remove the internal valve stem and let the remaining water drain from the tyre.
6. Remove the rubber hose and reassemble the valve. Inflate with air up to the recommended pressure.

ANTI-FREEZE SOLUTION

- As protection against frost, it is recommended to add Calcium Chloride ($CaCl_2$). If a tubeless tyre is mounted, we recommend that the rim should be treated against corrosion or an inner tube must be used.
- Remember – prepare the solution by pouring the Calcium Chloride into the water, stirring to help it dissolve. Never pour water on to Calcium Chloride, it is dangerous.

$CaCl_2$ per litre of water	Protection to
200 g	– 10 °C
250 g	– 15 °C
300 g	– 20 °C
350 g	– 25 °C
400 g	– 30 °C

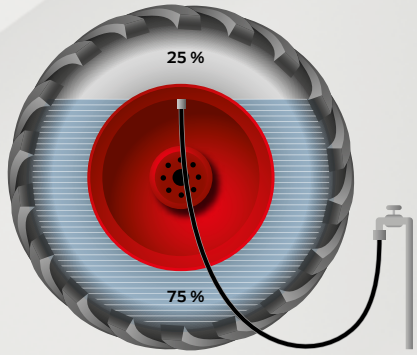

Rim specification

SAMPLE OF RIM MARKING

DW18L×38	MEANING
DW	Rim Contour
18	Nominal Rim Width in inches
L	Flange Height code
x	One-piece rim
38	Nominal Rim Diameter in inches

FURTHER SAMPLES OF MARKING

W	Wide Drop Centre – Single Well shape rim
DW	Wide Drop Centre – Double Well shape rim
SDC	Semi-drop Centre rim
–	Multi-piece rim
x	One-piece rim
H2	Double Hump
DC	Drop Centre rim

W AND DW RIMS

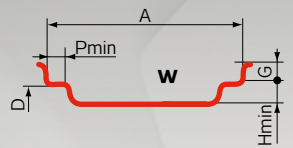

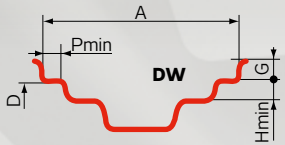

Type	A	G	P min.	H min.
W 6	152.5	22.5	23.5	20.5
W 7	178.0	22.5	23.5	20.5
W 8	203.0	22.5	23.5	20.5
W 9	228.5	25.5	27.0	20.5
W 10	254.0	25.5	27.0	20.5
W 11	279.5	25.5	27.0	20.5
W 12	305.0	25.5	27.0	20.5
W 13	330.0	25.5	27.0	20.5
W 8 L	203.0	22.5	27.0	20.5
W 14 L	355.5	25.5	27.0	20.5
W 15 L	381.0	25.5	33.0	20.5
W 16 L	406.5	25.5	33.0	20.5
W 18 L	457.0	25.5	33.0	20.5
DW 16 L	406.5	25.5	50.5	27.0
DW 18 L	457.0	25.5	50.5	27.0
DW 20 B	508.0	29.0	50.5	27.0
DW 21 B	533.5	29.0	50.5	27.0
DW 23 B	584.0	29.0	50.5	27.0

Nominal	16″	18″	20″	24″
D	405.6	462.0	512.8	614.4

Nominal	26″	28″	30″	32″
D	665.2	716.0	766.8	817.6

Nominal	34″	36″	38″	42″
D	868.4	919.2	970.0	1 071.6

Nominal	46″	48″	50″	54″
D	1 173.2	1 224.0	1 274.8	1 376.4

5º DROP-CENTRE RIMS

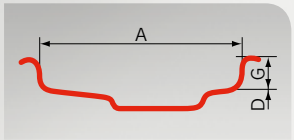

Rim	A	G	D
3.00B×10	76.0	14.1	253.20
3.50B×10	89.0	14.1	253.20
4J×10	101.5	17.3	253.20
4J×15	101.5	17.3	380.20
41/2K×15	114.5	18.0	380.20
5J×12	127.0	17.3	304.00
5J×14	127.0	17.3	354.80
5J×15	127.0	17.3	380.20

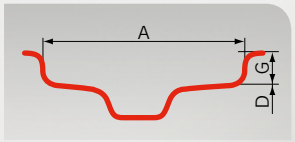

Rim	A	G	D
2.50×8	63.5	14.0	202.4
2.50A×8	63.5	11.5	202.4
3.00D×8	76.0	17.5	202.4
3.00D×10	76.0	18.0	253.2
3.00D×12	76.0	18.0	304.0
3.00D×15	76.0	18.0	380.2

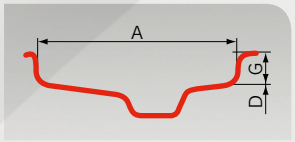

Rim	A	G	D
9×18	228.5	25.5	462.0
9.00×12	228.5	19.0	305.6
9.00×15.3	228.5	19.0	388.8
11×18	279.5	25.5	462.0
12×18	305.0	25.5	462.0
13×17	330.0	25.5	436.6
13.00×17	330.0	19.0	436.6
16.00×17	406.5	19.0	436.6

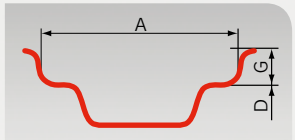

Rim	A	G	D
4.00E×12	101.5	20.0	304.0
4.00E×16	101.5	20.0	405.6
4.50E×16	114.5	20.0	405.6
5.00F×16	127.0	22.5	405.6
5.00F×20	127.0	22.5	512.8
5JA×12	127.0	16.0	304.0
5.50F×16	139.5	22.5	405.6
5.50F×20	139.5	22.5	512.8
6.00F×16	152.5	22.5	405.6
6.00F×20	152.5	22.5	512.8
7.00×12	178.0	20.5	304.0
7.00×15	178.0	20.5	380.2
7.00I–16 **	178.0	16.0	405.6

15º DROP-CENTRE RIMS

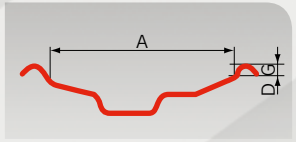

Rim	A	G	D
6.75×14.5	171.5	12.7	368.3
10.50×17.5	266.5	12.7	444.5
11.75×22.5	298.5	12.7	571.5
13.00×15.5	330.0	12.7	393.7
14.00×22.5	355.6	12.7	571.5
16.00×22.5	406.4	12.7	571.5
20.00×22.5	508.0	12.7	571.5
AG20.00×26.5	508.0	12.7	673.1
AG24.00×26.5	609.5	12.7	673.1
AG20.00×30.5	508.0	12.7	774.7

5º SEMI DROP-CENTRE RIMS

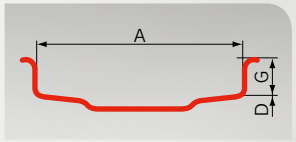

Rim	A	G	D
13×20 SDC	330.0	25.5	512.8

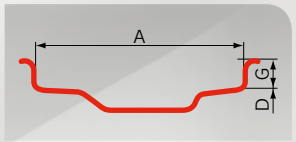

Rim	A	G	D
13LB×15	330.2	11.0	380.2

5º TAPERED RIMS

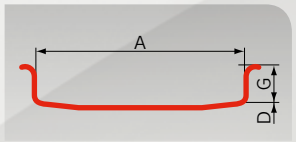

Rim	A	G	D
7.0–401.5	178.0	38.0	401.5

5º DIVIDED RIMS

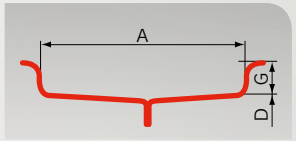

Rim	A	G	D
2.10–4 *	53.5	12.0	100.8

D Specified diameter (mm)
* divided rim
** multi-piece rim

Terms and shortcuts used in this catalogue

Acronyms	Meaning	Definition
PR	Ply Rating	Identifies different versions (load capacity/inflation pressure) of tyres having the same size designation.
TYPE	Tubeless or Tube Type	Tubeless (TL) – Tyres specifically designed for fitment without an inner tube on appropriate rims. Tubeless tyres may be used with a tube.
LI	Load Index	Is a numerical code associated with the maximum load a tyre can carry at the speed indicated by its Speed Symbol under service conditions specified by the tyre manufacturer.
SS	Speed Symbol	Indicates the maximum speed at which the tyre can carry a load corresponding to its Load Index under service conditions specified by the tyre manufacturer.
	Free Rolling Wheels	Free rolling wheels, which do not transmit motion, e. g. trailer.
	Drive Wheels	Drive wheels, which transmit motion, e. g. drive wheel axle on tractors.
RIM	Recommended Rim	The rim which gives the best fitment of the tyre for all conditions and types of service.
RIM (PERMITTED)	Permitted Rim	Any rim which can be permitted in addition to the recommended rim.
	New Tyre Dimensions	The dimensions of an unloaded new tyre mounted on its Measuring Rim at the recommended inflation pressure and allowed to stand for a minimum of 24 hours at normal room temperature before readjustment of the pressure back to its original level.
	Section Width (design)	The linear distance between the outsides of the sidewalls of an inflated new tyre excluding elevations due to labelling (marking), decorations, or protective bands or ribs.
	Overall Diameter (design)	The diameter of an inflated tyre at the outermost surface of the tread.
	Static Radius (theoretical nominal)	The radius of the new tyre loaded at the maximum load capacity and with the corresponding tyre pressure.

Acronyms	Meaning	Definition
	Rolling Circumference (theoretical nominal)	The circumference of the tyre loaded at the maximum load capacity and with the corresponding tyre pressure.
LOAD CAPACITY	Tyre Load Carrying Capacity	The maximum load (kg) a tyre is permitted to carry under specified operating conditions. In the case of twin-fitted driven wheels, a factor of 1.76 is applied to the load capacity of a single fitment tyre.
	Inflation Pressure	The "cold" pressure (kPa) of the fluid with which the tyre is inflated.
HLV	High Load Variation	Is where the tyre load varies by a factor of "2" or more between loaded and unloaded conditions. The inflation pressure must be increased for HLV application, consult the tyre manufacturer for details. In the case of HLV, the maximum distance should not exceed 1 km and maximum speed 10 km/h. For a longer distance or higher speed, consult the tyre manufacturer. Example of purpose: without HLV – normal use with constant load in transport service, on tractor in field service, e.g. trailer, tractor; with HLV – use with various load conditions, factor > 2 between loaded and unloaded, e. g. loaders
LLV	Low Load Variation	Standard application with low load difference between loaded and unloaded conditions.
WATER 75%	Capacity of Water	Capacity of water for Water balasting.
ETRTO	The European Tyre and Rim Technical Organisation	Data in this Technical Databook are consistent with ETRTO standards.
	Speed Radius Index	The Speed Radius Index is by convention a parameter used exclusively for the calculation of the theoretical speed of tractors during European Union homologation procedures and for interchangeability of different tyre sizes.
	Nominal Section Width	The section width of an inflated tyre mounted on its theoretical rim and indicated in the tyre size designation.
IND		Agricultural tyres for traction wheels for construction applications with load capacities and inflation pressures which differ from those for tyres with the same size designation for use on agricultural tractors.
REINFORCED		Tyres with better protection against tyre damage (puncture). The load capacity and tyre dimensions remain standard.

CGS holding, our parent company

MITAS a. s. belongs to CGS a. s., a holding company with the most comprehensive portfolio of rubber production in the Czech Republic. CGS a. s. manufactures and globally distributes products for the automotive industry and other industries.

CGS holding subsidiaries, brands, products and services

SUBSIDIARIES	BRANDS	PRODUCT & SERVICES
Mitas	Mitas Continental Cultor	– Agricultural tyres – MPT, Earthmoving and Fork lift tyres – Motorcycle tyres – Truck tyres – Aircraft tyres
Rubena	Rubena Sico Rubena	– Rubber compounds – Rubber moulded parts – Antivibrating systems – Sealing elements – Rubber roller coatings – Silicon rubber products – Rubber-textile fabric products – V-belts – Bicycle tyres and tubes
Buzuluk	Buzuluk HOROWITZ	– Rubber processing machinery – Piston rings – Art casting – Casting
Antikor	Antikor	– Chemical vessel rubber coating
KGT		– Curing moulds and testing

YOUR DISTRIBUTOR / DEALER

MITAS a. s. is fully compliant with the limits on Polycyclic Aromatic Hydrocarbons (PAHs) determined by the European Directive EC/2005/69 and REACH Regulation EC/1907/2006, since December 1st 2009.

© ČGS / M:10 / 2011 / I

MITAS a. s.

Švehlova 1900, 106 25 Prague 10, Czech Republic
Phone: +420 267 111 522 Fax: +420 271 750 214
business@mitas-tyres.com
www.mitas-tyres.com

Mitas